

Component 1- Devising Portfolio

45 Marks

(AO1) Create and develop ideas to communicate meaning for theatrical performance

- Create and develop ideas to communicate meaning for the theatrical performance
- Practical creation, development and refinement of ideas from stimuli to communicate meaning.
- Clear engagement with the process of collaboration, rehearsal and refinement
- Use of drama terminology

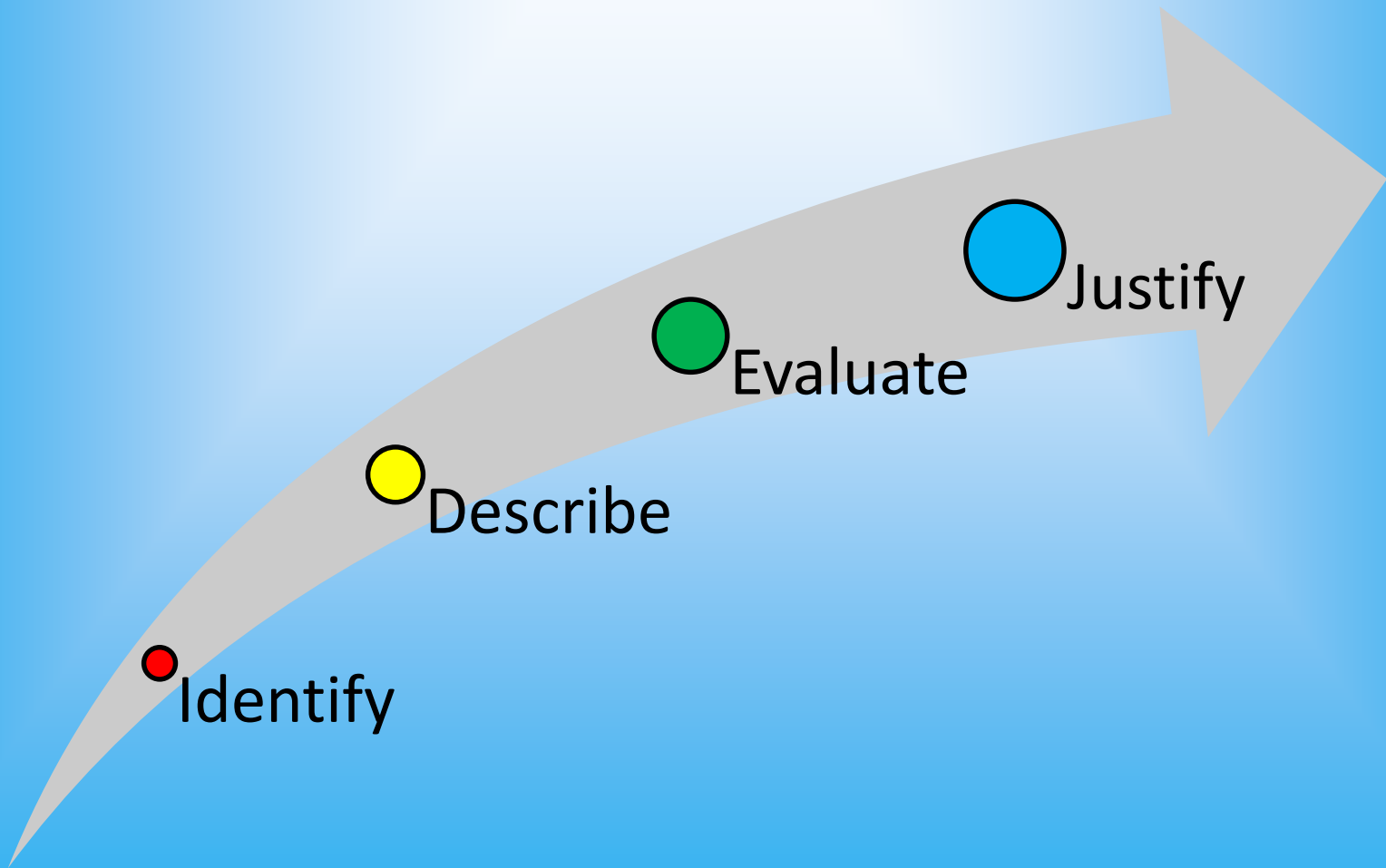
(30 marks)

(AO4) Analyse and evaluate own work

- Analyse and evaluation of personal contribution
- Analysis of decisions made regarding content, genre, structure, character, form, style and body language
- Analysis of individual performance skills demonstrated in the performance
- Analyse and evaluate the realisation of creative intentions within performance

(15 marks)

Level of Thinking



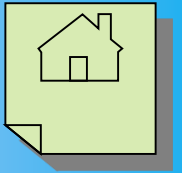
Common Mistakes

1. Providing a step by step description of what you did with no analysis or depth.
2. Not using enough drama terminology, or misusing drama terminology.
3. Not providing evidence or a balanced review of work.

Basic Layout of Portfolio

This is to give you a guide and **does not** need to be stuck to.

1. [Introduction](#)
2. [First Thoughts](#)
3. [Initial Research](#)
4. [Intentions](#)
5. [Creation and Rehearsal](#)
6. [What did you Contribute](#)
7. [Characters](#)
8. [Final Performance](#)
9. [Analysis and Evaluation](#)



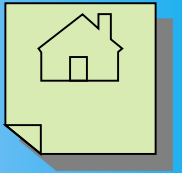
Introduction

An introduction should be an opening to your piece, you should tell the reader what the title of your piece was and a basic summary of the story line.

For this drama exploration we looked at...

Our title for the piece was...

The performance showed...



First Thoughts

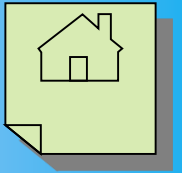
In this section you should let the reader know what the stimulus actually was and your first opinions of it. Please remember to talk about what you thought at the time and not what you think now.

Firstly we were introduced to the stimulus which was...

My first impressions were...

After talking to my group I thought...

From this we decided to...



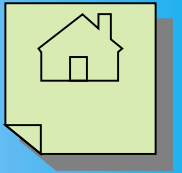
Initial Research

After seeing the stimulus and talking to your group, what research did you look into? What did you find? I don't need to know exact facts and figures but what stood out to you for inspiration.

When conducting our research we looked at...

One thing that stood out for me was...

From our research we decided to...



Intentions

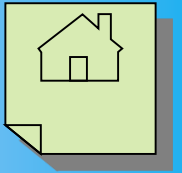
For this paragraph you need to tell the reader what you wanted out of the performance. Was there a message or was it to recall a story? Who did you want to target audience to be? What was the intended genre, did this change throughout?

After our research we decided we wanted to...

Our target audience was... because...

We wanted the outcome of our story to be...

Our intended genre was..., this is because...



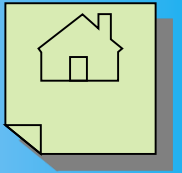
Creation and Rehearsal

In this part of your portfolio you should be letting the reader know how you created your piece of work. Please do not only talk about the bits you kept in, think about extracts you removed too. Try to think in chronological order rather than performance order. Be careful not to just describe what you did, consider why and how you created your piece.

Our creation process started with...

From this we created a still image which showed...

The first scene we created was...



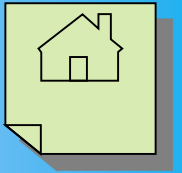
What did you Contribute

Think, and be honest, about what you personally contributed. This can be a separate paragraph or mixed in with your previous section.

*Throughout the creation process I thought...
would be a good idea because...*

During the... scene, I suggested...

I helped... with... so they could...



Characters

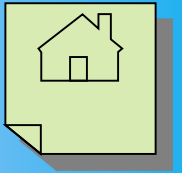
Again, for this section you can have a separate paragraph or mix it in with other paragraphs.

You must tell the reader about the character you played. What is their personality like, how do they react in particular situations? How do they link into the performance?

In this performance my character was called...

The things that made this character stand out were...

I played this character by...



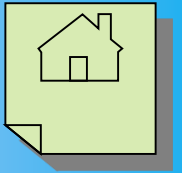
Final Performance

For this part of your portfolio you need to tell the reader what your final structure was and what character choices you made. Did anything get changed in the last few rehearsals, if so what were they and why? How much consideration went into lighting and staging?

For our final structure we used...

We created a lighting cue sheet, this included... because...

We set our stage up like... because...



Analysis and Evaluation

More so than other sections, this can be done in its own paragraphs or mixed in with all the other ones. In this section you need to give an honest evaluation of all the process' that went into this piece, from stimuli to final performance.

You need to comment on the strengths and weakness' of the process'. How would you rate your performance and contribution both group and individual. What about the decisions made for your performance?

Always think about what you could do differently. Did you think that at the time or is this a thought after the final performance.