



MAYVILLE
HIGH SCHOOL

Founded in 1897

Name:

Year: Remove

Getting organised for school exams Summer Term 2021

W/B Monday 17th May

Exams will be held in normal lessons during the week



Useful Revision websites

<https://www.senecalearning.com>

www.bbc.co.uk/revision

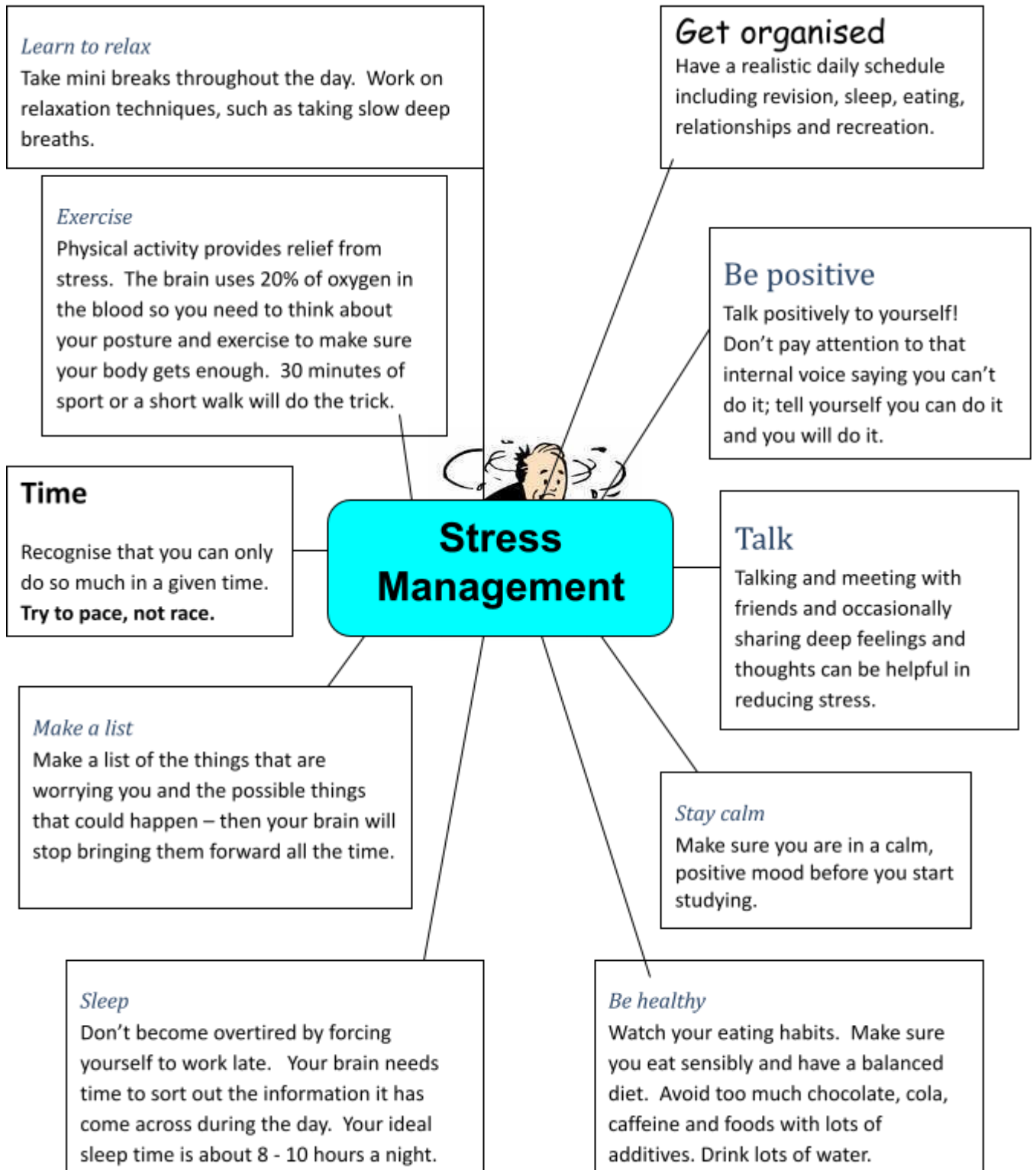
<http://www.bbc.co.uk/education>

<https://www.kerboodle.com>

<https://www.mymaths.co.uk/>



Exams



Remember you can always talk to your Form Tutor, Ms Reid, Mr Morriss or Mrs Rickards.

Remove Revision planning sheet for English 2021



Exam Time: 1 hour (Split over two lessons) plus extra time

Equipment needed: School equipment in pencil case.

Type of Questions: READING: You will read a short extract from a novel or story. You will then need to answer some questions about the text. This will cover comprehension, inference and retrieval skills.

WRITING: You will be asked to write a description or story based on a picture.

| Question type: | What do I need to do? |
|-----------------------------------|--|
| List | Select and write down short, relevant details from the extract. |
| Can you find evidence for... | Select and write down quotations which show you can understand meaning. |
| How does the writer use language? | Choose some good examples of words/short phrases from the extract. Explain what makes these effective. |
| Write a description/story | You need to plan for this. Try planning by responding to the image with a mindmap of the senses. If you are writing a story, plan how you would like your piece to start and finish. How will the main idea develop? You should also plan the structure – what will go into each paragraph? Will you use flashbacks or tell your tale in chronological order? |

Resources to Revise: Read any feedback your class teacher has provided you with in your exercise book. Any fiction and non-fiction you can read before the exam will help.

Revision Tips: Revision cards

Mind maps

Learn Key Words

Remove MATHEMATICS Revision 2021

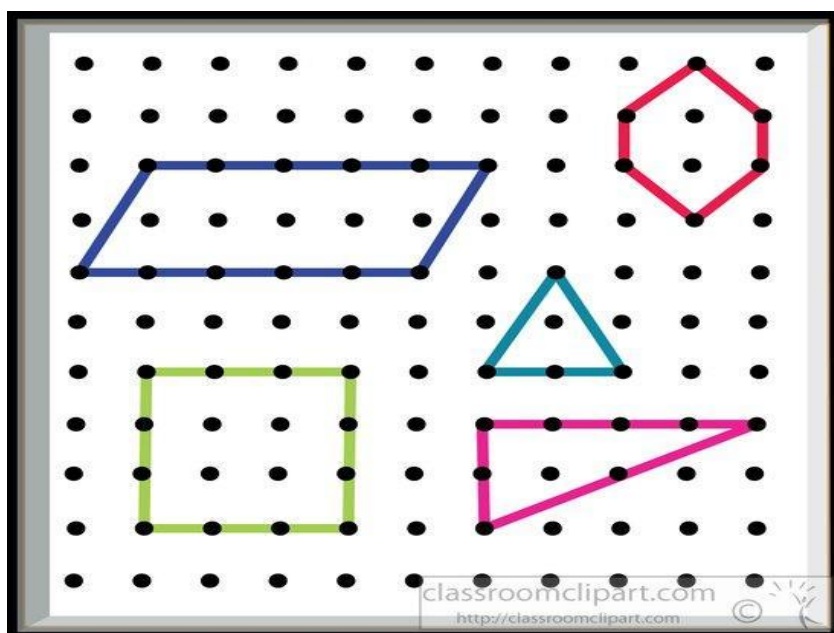


Paper 1

1 hour (plus extra time) split over 2 lessons

Equipment needed: Pen, pencil, ruler, calculator, protractor & compass.

Remember, the best way to revise maths is to work through questions from Mymaths or from your exercise books. Your teacher can show you websites to use for more questions.





What I need to revise



RG1 (JW)

| Topic | I can do | I need to revise |
|--|----------|------------------|
| Analysing and displaying data <ul style="list-style-type: none">• Two way table and bar charts• Averages and range• Grouped data• Pie charts | | |
| Number skills <ul style="list-style-type: none">• Factors, primes and multiples• Using negative numbers• Multiplying and dividing• Squares and square roots• More powers and roots | | |
| Equations, functions and formulae <ul style="list-style-type: none">• Simplifying algebraic expressions• Writing algebraic expressions• Writing formulae• Brackets and powers• Factorising expressions | | |
| Fractions <ul style="list-style-type: none">• Working with fractions• Adding and subtracting fractions• Fractions, decimals and percentages• Multiplying and dividing fractions• Working with mixed numbers | | |
| Angles and shapes <ul style="list-style-type: none">• Angles and parallel lines• Triangles• Quadrilaterals• Polygons | | |
| Decimals <ul style="list-style-type: none">• Ordering decimals• Rounding decimals• Adding and subtracting decimals• Multiplying decimals• Dividing decimals• Fractions, decimals and percentages | | |
| Equations <ul style="list-style-type: none">• Solving one step equations• Solving two step equations• Equations with unknowns on both sides | | |

RG2 (TB)

| Topic | I can do | I need to revise |
|--|----------|------------------|
| Analysing and displaying data <ul style="list-style-type: none">• Two way table and bar charts• Averages and range• Grouped data | | |
| Number skills <ul style="list-style-type: none">• Factors, primes and multiples• Using negative numbers• Multiplying and dividing• Squares and square roots | | |
| Equations, functions and formulae <ul style="list-style-type: none">• Simplifying algebraic expressions• Writing algebraic expressions• Writing formulae• Brackets and powers• Solving one step equations | | |
| Decimals, estimates and measures <ul style="list-style-type: none">• Ordering decimals• Rounding decimals• Adding and subtracting decimals• Multiplying decimals• Estimating Measurements | | |
| Angles and Lines <ul style="list-style-type: none">• Right angles• Measuring angles• Drawing and estimating angles | | |
| Graphs <ul style="list-style-type: none">• Real life graphs• Coordinates• Graphs of functions | | |

RB1 (GR)


| Topic | I can do | I need to revise |
|---|----------|------------------|
| Analysing and displaying data <ul style="list-style-type: none">• Two way table and bar charts• Averages and range• Grouped data• Pie charts | | |
| Number skills <ul style="list-style-type: none">• Factors, primes and multiples• Using negative numbers• Multiplying and dividing• Squares and square roots | | |

| | | |
|--|--|--|
| <ul style="list-style-type: none"> • Powers and roots | | |
| Equations, functions and formulae <ul style="list-style-type: none"> • Simplifying algebraic expressions • Writing algebraic expressions • Writing formulae • Brackets and powers • Factorising expressions | | |
| Fractions <ul style="list-style-type: none"> • Working with fractions • Adding and subtracting fractions • Fractions, decimals and percentages • Multiplying and dividing fractions • Working with mixed numbers | | |
| Angles and shapes <ul style="list-style-type: none"> • Angles and parallel lines • Triangles • Quadrilaterals • Polygons | | |
| Decimals <ul style="list-style-type: none"> • Ordering decimals • Rounding decimals • Adding and subtracting decimals • Multiplying decimals • Dividing decimals • Fractions, decimals and percentages | | |
| Equations <ul style="list-style-type: none"> • Solving one step equations • Solving two step equations • Equations with unknowns on both sides | | |

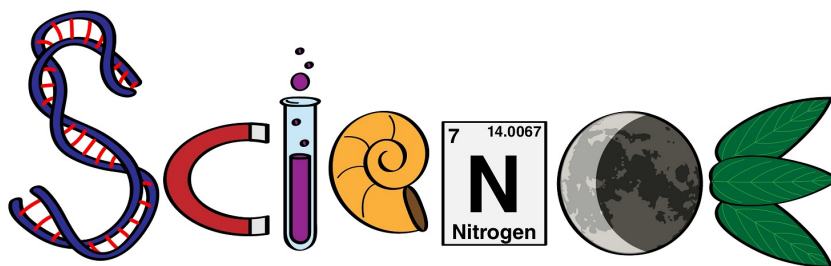
RB2 (TB)

| Topic | I can do | I need to revise |
|--|----------|------------------|
| Analysing and displaying data <ul style="list-style-type: none"> • Two way table and bar charts • Averages and range • Grouped data | | |
| Number skills <ul style="list-style-type: none"> • Factors, primes and multiples • Using negative numbers • Multiplying and dividing • Squares and square roots | | |
| Equations, functions and formulae <ul style="list-style-type: none"> • Simplifying algebraic expressions • Writing algebraic expressions • Writing formulae • Brackets and powers • Solving one step equations | | |

| | | |
|--|--|--|
| Decimals, estimates and measures <ul style="list-style-type: none"> • Ordering decimals • Rounding decimals • Adding and subtracting decimals • Multiplying decimals • Estimating Measurements | | |
| Angles and Lines <ul style="list-style-type: none"> • Right angles • Measuring angles • Drawing and estimating angles | | |
| Graphs <ul style="list-style-type: none"> • Real life graphs • Coordinates • Graphs of functions | | |



Remove Science Revision 2021



Exam Time: 60 minutes (sat as two 30-minute papers) plus extra time

Equipment needed: School equipment in pencil case
plus a calculator.

Type of Questions: A mixture of multiple choice, written answer, calculations, data analysis and explain/describe using extended writing.

Resources to Revise: **Kerboodle**

Also **class notes**

- The Activate! 1 textbook has exam style questions (called “End of Big Idea Questions”) at the end of each chapter. Ask your Science teacher for a copy of the answers if you decide to work through these.
- Pages 2-11 of the Activate! 1 textbook gives tips and information on how to answer certain types of question e.g. analysing data, justifying opinions etc, which will help you with your exam technique.

Revision Tips:


Revision cards

Summary bullet points

Mind maps

Labelling diagrams

Learn Key



Remove Science Revision Topics

| Topics to revise | Activate! 1 Book Pages | 1st | 2nd | 3rd |
|--------------------------------|------------------------------|-----|-----|-----|
| Chapter 1: Forces (Physics) | 12-25 | | | |
| Chapter 5: Matter (Chemistry) | 76-107 | | | |
| Chapter 8: Organisms (Biology) | 158-179 | | | |

| Important Keywords | Definition: |
|---------------------|-------------|
| Contact force | |
| Non-contact force | |
| Resultant force | |
| Speed | |
| Acceleration | |
| Weight | |
| Mass | |
| Gravitational force | |
| Particle model | |
| States of matter | |
| Density | |
| Changes of state | |
| Diffusion | |
| Solvent | |
| Solute | |
| Solution | |
| Cell | |
| Cell organelles | |
| Specialised cells | |
| Tissue | |
| Organ system | |



Remove Geography Revision 2021

Length of exam: 60 minutes + extra time (sat as two 30 minute exams).

Equipment needed: Pencil case, pen, ruler, pencil, a rubber and a calculator.

Type of questions: Defining keywords, multiple choice, short answers and several extended answer questions.

Revision:

<https://www.bbc.com/bitesize/subjects/zrw76sg>

<https://www.ordnancesurvey.co.uk/mapzone/>

Kerboodle - this has the KS3 Geography textbook on it, this is especially useful for revising The Work, Rest and Play in the UK topic. It also has information about the different map skills that you need to know on pages 281-282.

Revision tips:

- Learn the meanings of **keywords**.
- Go over the **key themes**.
- Learn **examples** to back up your ideas.
- You may like to **make mind maps** and **flash cards** to help you to learn the information.

Here are some KEYWORDS that you need to know:

| Key word | Meaning |
|-------------------------------|---------|
| Human | |
| Physical | |
| Environmental | |
| Geological time | |
| Continent | |
| Primary sector | |
| Secondary sector | |
| Tertiary sector | |
| Quaternary sector | |
| Seasonal | |
| Submarine communication cable | |

| | |
|-------------------|--|
| Satellite | |
| HS2 | |
| Leisure | |
| Recreation | |
| Work-life balance | |
| Globalisation | |

Revision checklist

Go through each topic and RAG your understanding of each part.

| Topics | Red (not confident) | Amber (a bit unsure) | Green (I get this) |
|---|---------------------|----------------------|--------------------|
| Unit 1: Fantastic Places - Geographical skills | | | |
| Locate and name the 7 continents and 5 oceans. | | | |
| OS map symbols. | | | |
| Grid references - 4 figures. | | | |
| Grid references - 6 figures. | | | |
| Using direction - North, East, South, West. | | | |
| Scale on maps - measuring distance (straight line and not straight line). | | | |
| How height is shown on maps - contours, spot heights and gradient. | | | |
| Interpreting physical and human features on an OS map. | | | |
| Unit 2: Work, Rest and Play in the UK | | | |
| How jobs change over time. | | | |
| Primary, secondary, tertiary and quaternary sectors. | | | |
| Case studies of jobs in the UK. | | | |
| Changes in employment in the UK. | | | |
| The decline of manufacturing. | | | |
| The growth of tourism. | | | |
| Changes in communication and transportation. | | | |
| How do we spend our free time? | | | |
| Work/life balance. | | | |
| The geography of sport - the globalisation of football. | | | |

Remove History Revision 2021

Length of exam: 45 minutes (Extra time included)

Equipment needed: Pencil case, pen and ruler.

Type of questions: Multiple choice and structured essay style questions.

Revision: Class exercise book and internet resources.

Revision tips: Learn the meanings of **keywords** e.g. Concentric
Learn the **key ideas** e.g. who had the best claim to the throne in 1066
Learn **examples** to back up your ideas.

KEY WORDS:

Here are some key words that you need to know:

| Key word | Meaning |
|------------------|---------|
| Norman | |
| Heir | |
| Invasion | |
| Shield-war | |
| Conqueror | |
| Motte and Bailey | |
| Concentric | |
| Claimant | |

What I need to revise:

| Topics : | Tick | Tick | Tick |
|---|------|------|------|
| 1066 and the Battle of Hastings: | | | |
| Claims to the throne of England – 1066 | | | |
| Battle of Hastings | | | |
| Medieval Castles: | | | |
| Motte and Bailey | | | |
| Stone Keep | | | |



Remove RE REVISION 2021

Length of exam: 45 minutes (Extra time included)

Equipment needed: Pencil case, pen, ruler, pencil, and colours.

Type of questions: One word answers, true and false, matchup tasks, underline the correct answers, reflective and creative tasks and some longer written responses to give explanations for religious beliefs and practices.

Revision Materials: Class exercise book/ Google classroom tasks . Access Materials such as the film clips in Google classroom.

Revision tips: Learn the meanings of the **key words** e.g. symbolism , worship etc.

Learn the **key details** in one Bible story studied e.g. one of the miracle stories from the New Testament.

Be able to give explanations for the details you are using.

Check you have full notes in your exercise book and in your chrome classroom record.

Use a variety of ways to revise e.g. reading, writing quick answers as bullets, mind-maps, cue cards etc.

The tick sheets here should help you revisit each topic at least **three** times.

First time tick to show you don't feel confident with the topic.

Complete an assortment of revision tasks

Return to tick when you are more sure.

Final column to be ticked when you feel confident

KEY WORDS:

Here are some of the keywords that you need to know: Fill in your definition and/or put them onto cue cards.

| Key word | Definition/Description/Meaning |
|---------------|--------------------------------|
| symbolism | |
| worship | |
| belief | |
| miracle | |
| Bible | |
| parable | |
| Old Testament | |
| New Testament | |
| The 5 k's | |

| | |
|------------------|--|
| Kara | |
| kachera | |
| kesh | |
| Kangha | |
| Kirpan | |
| Ichthus/fish | |
| Holy Spirit/dove | |

RE - What I need to revise

| Topics : | Red Tick | Amber Tick | Green tick |
|--|-------------|---------------|---------------|
| Unit 1: What is a symbol? | | | |
| Christian symbols: the fish, the dove, the Chi Rho, the cross, bread and wine | | | |
| Sikh symbols : the 5 K's [see keywords above]Can I explain why they are important for Sikhs? | | | |
| Symbols of world religions. Can I match up the religion to their symbol? | | | |
| Symbols in stories:Can I describe a miracle story from the Bible | | | |
| Can I give reasons why symbols are used by religious believers? Can I list 5 ideas? | | | |
| Unit 2: Christian worship. Can I describe and explain why the following are important to Christian believers? | | | |
| Advent, Baptism, miracle stories, the Cross, Bread and wine [also known as Eucharist/ the Last Supper/Communion] | | | |
| Do I know the important details about the life of Jesus e.g. the Christmas and the Easter stories? | | | |
| Unit 3: What is in the Bible? | | | |
| Can I describe how it is organised? | | | |
| The main parts | | | |
| The main types of books in each part. | | | |
| SPG Spelling , punctuation and Grammar | | | |
| Have I learnt to spell useful words like belief, worship etc? | | | |
| Do I know where to use a capital for a proper noun e.g. God, Jesus etc? | | | |

Remove French Revision 2021

Exam Time: 45 minutes (Extra time included)

Equipment needed: School equipment in pencil case.

Type of Questions: **READING:** Reading comprehension. Read a text and answer questions on it.

WRITING: You will have to produce an extended writing from memory. You will need to write in full sentences on the topics covered this year.

Resources to Revise: Vocabulary folder, exercise book

www.linguascope.com

Revision Tips: Revision cards

Learn Key Words and set phrases

Remove Revision topics

I know this very well 😊

I'm not sure about this 😐

I don't know this ☹️

| Topic | I understand it when I read it | I understand it when I hear it | I can write it | I can say it to somebody |
|--|--------------------------------|--------------------------------|----------------|--------------------------|
| Describe yourself (hair, eyes, age, personality) | | | | |
| Describe when your birthday is | | | | |
| Describe what your favourite colour is | | | | |
| Understand when someone describes themselves | | | | |
| Understand and write about pets | | | | |
| Use a negative (ex: Je n'ai pas de: I don't have any...) | | | | |
| Use the connective 'qui' (who) | | | | |
| Use the conjunction 'mais' (but) | | | | |
| Use I would like 'je voudrais' (when writing about pets for example) | | | | |
| Understand and write about opinions on school subjects . | | | | |
| Use adverbs (quite/very/really) | | | | |
| Describe your timetable | | | | |

Remove Spanish Revision 2021

Exam Time: 45 minutes (Extra time included)

Equipment needed: School equipment in pencil case.

Type of Questions: READING: Short reading comprehension questions. A mixture of multi choice, fill in the blank with an appropriate word, matching pictures to words, etc.

WRITING: You will have a choice of writing tasks and a short translation English to Spanish.

Resources to Revise: Class notes, vocabulary and worksheets given in class

www.linguascope.com

<https://pearsonactivelearn.com>

Revision Tips: Revision cards

Learn Key Words and set phrases



¡Hola!



Remove Spanish Revision Topics

Fill in the checklist according to how confident you feel.

I know this very well 😊

I'm not sure about this 😐

I don't know this ☹️

| Topic | I understand it when I read it | I understand it when I hear it | I can write it | I can say it to somebody |
|--|--------------------------------|--------------------------------|----------------|--------------------------|
| Greet someone | | | | |
| Introduce yourself | | | | |
| Known numbers to 100 | | | | |
| Understand and give dates | | | | |
| Say your age | | | | |
| Say when your birthday is | | | | |
| Describe your personality | | | | |
| Tell and understand colours | | | | |
| Talk about brothers and sisters | | | | |
| Know the names of animals | | | | |
| Describe your pet | | | | |
| Give extra information like your passion or favourite colour | | | | |
| Give information about someone else | | | | |

buena suerte

Computing/IT Exam Revision 2021

(This will be completed during normal ICT lesson time)

Exam Time: 45 minutes (Extra time included)

Equipment needed: None

Type of Questions: A mixture of multiple choice, short answer, and explain/describe using extended writing.

Resources to Revise: Revision resources have been placed on the hub. Pupils will be shown how to access these online.


Pupils are encouraged to visit the relevant pages offered as links, work through the 'Revise' section, and then attempt the quizzes.

Pupils should learn keywords and their meanings.

Revision Tips:

- Make revision cards
- Summary bullet points
- Mind maps
- Learn Key Words

Pupils are welcome to use the Computer Room at lunch and break times to revise their knowledge of using the software.



What I need to revise:

| Topics | Red (not confident) | Amber (a bit unsure) | Green (I get this) |
|--|------------------------|-------------------------|-----------------------|
| Unit 1: Using the network and keeping safe online | | | |
| Hardware and devices that make up a computer system | | | |
| File management, folders etc | | | |
| Passwords (good practice) | | | |
| Social networking pros and cons, risks | | | |
| Searching/using the Internet effectively, with an understanding of its potential and its limitations | | | |
| Unit 2: Spreadsheets | | | |
| Formatting | | | |
| Basic Formulas | | | |
| Functions (SUM/AVERAGE/MIN/MAX) | | | |
| Charts | | | |
| Annotating a spreadsheet | | | |
| Unit 3: Microbits | | | |
| Hardware | | | |
| Programming | | | |
| Unit 4: Esafety | | | |
| Know how to report cyberbullying | | | |
| Know what is safe to post on social media | | | |
| Know how to set a safe password | | | |
| Know how to set security settings | | | |

Top Ten Revision Tips


Make a revision timetable. Use your exam timetable to enter the days and times of all your exams. Fill in any days you can't revise and then plan in your revision.

1. Short bursts of revision (30-40 minutes) are most effective. Your concentration lapses after about an hour and you need to take a short break (5-10 minutes).
2. Find a quiet place to revise - your bedroom, school, the library - and refuse to be interrupted or distracted.
3. Make sure you don't just revise the subjects and topics you like. Work on your weaker ones as well.
4. Make your own revision notes because you will remember what you have written down more easily. Stick key notes to cupboards or doors so you see them every day.
5. Rewrite the key points of your revision notes; read them out loud to yourself. We remember more than twice as much of what we say aloud than of what we merely read.
6. Use different techniques. Make your own learning maps, use post-it notes to write key words on, create flash cards. Record your notes and listen to them back. Ask friends and family to test you. Use highlighter pens to mark important points. Chant or make up a rap song.
7. Use useful subject revision websites to revise work and complete questions, quizzes etc.
8. You will need help at some stage; ask parents, older brothers and sisters, teachers or friends. If there is teachers with whom you get on well at school ask for their e-mail address so you can clarify points you are unsure of. Use websites specifically designed for revision.
9. **Don't get stressed out!** Eat properly and get lots of sleep!
10. **Believe in yourself and be positive.** If you think you can succeed you will; if you convince yourself that you will fail, that's what will probably happen.



EoY Exam Procedure Pupils 2021

1. There should be absolute silence as you enter your classroom and sit where your teacher directs you.
2. You must be fully equipped and **take with you to every lesson some revision material for a future exam.**
3. **If you normally use a laptop you must bring it to all of your lessons during exam week.**
4. **You should either print your work or send it to your teacher if using a laptop.**
5. **If you need anything read to you, put your hand up and ask the teacher to read.**
6. You must ensure you have the correct exam paper and ask any questions if you are unsure.
7. Everyone must use the set time for the exam paper and any extra time allocated.
8. **Extra time should be completed in a different colour pen and write on the front how much extra time you needed and what you did during the extra time.**
9. When the exam paper has been collected in, quiet revision can be started if allowed.
10. Use your revision guides to plan your revision leading up to the exams.



Remove Revision Timetable

| Week Beginning | Monday | Tuesday | Wednesday | Thursday | Friday | Saturday | Sunday |
|------------------------|-----------|-----------|-----------|-----------|-----------|----------|--------|
| 19 th April | | | | | | | |
| 26 th April | | | | | | | |
| 3 rd May | | | | | | | |
| 10 th May | | | | | | | |
| 17 th May | Exam Week | Exam Week | Exam Week | Exam Week | Exam Week | | |

The Revision Timetable should be used to plan revision leading up to the exams.