



MAYVILLE HIGH SCHOOL

Founded in 1897

Name:

Year: Lower IV

Getting organised for school exams Summer Term 2022

W/B 16th May

Exams will be held in normal lessons during the week



Useful Revision websites

<https://www.senecalearning.com>

www.bbc.co.uk/revision

www.bbc.co.uk/schools/bitesize

www.kerboodle.com

www.mymaths.co.uk

<https://www.dr frostmaths.com/>



Exams



Remember you can always talk to your Form Tutor, Mrs Miles, Mr Morriss, Mrs Williams or Mrs Rickards if you need any support.

Revision planning sheet for English 2022



Exam Time: 1 hour 15 minutes (plus extra time) Completed over two lessons.

Equipment needed: School equipment in pencil case.

Type of Questions: READING: You will read a short extract from a novel. You will then need to answer some comprehension, inference and retrieval questions about the text and write about some of the language used for effect.

WRITING: You will be asked to write a description or story based on a picture.

Resources to Revise: Read any feedback your class teacher has provided you with in your exercise book. Any non-fiction you can read before the exam will help.

Revision Tips: Revision cards

Mind maps

Learn Key Words

Resources to Revise: Read any feedback your class teacher has provided you with in your exercise book. Any fiction and non-fiction you can read before the exam will help.

Revision Tips:

Revision cards

Mind maps

Learn Key Words



It's called **reading**.
It's how people install new
software into their brains.


LIV MATHEMATICS Revision 2022



Exam Time: 2 x 30 minutes (Plus extra time)

Equipment needed: Pen, pencil, calculator, ruler, protractor & compass.

Remember, the best way to revise maths is to work through questions from MyMaths or from your exercise books. Your teacher can show you websites to use for more questions.



What I need to revise

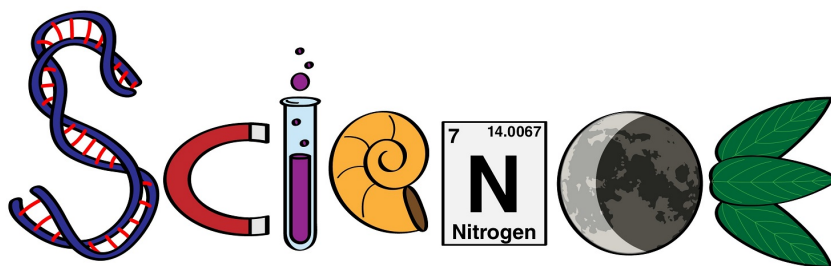
LIV Girls 1 and Boys 1 (Mrs Coates)

Topic	I can do	I need to revise
Product of prime factors		
HCF and LCM		
Rounding to significant figures		
Expand and simplify expressions		
Index laws		
Substitution		
Solve equations		
Recurring decimals		
Percentages		
Relative frequency		
Probability tree diagrams		
Circles		
Pythagoras' Theorem		

LIV Girls 2 AND Boys 2 (Mr Booker and Mr Sands)

Topic	I can do	I need to revise
Number Properties <ul style="list-style-type: none">• Factors• Multiples• Square numbers and square roots		
Shapes and measures in 3D <ul style="list-style-type: none">• Names of 3D shapes• Nets of 3D shapes• Surface area• Volume		
Statistics <ul style="list-style-type: none">• Data collection sheets• Interpreting bar charts• Drawing bar charts• Pie charts		
Expressions and equations <ul style="list-style-type: none">• Simplifying expressions• Functions• Solving equations• Using brackets		

LIV Science Revision 2022



Exam Time: 2 x 30 minute papers plus extra time

Equipment needed: School equipment in pencil case
plus a calculator.

Type of Questions: A mixture of multiple choice, written answer, calculations, data analysis and explain/describe using extended writing.

Resources to Revise: **Kerboodle**

Also **class notes**

- The Activate! 2 textbook has exam style questions (called “End of Big Idea Questions”) at the end of each chapter. Ask your Science teacher for a copy of the answers if you decide to work through these.
- Pages 2-11 of the Activate! 1 textbook and pages 2-17 of the Activate! 2 textbook gives tips and information on how to answer certain types of question e.g. analysing data, justifying opinions etc, which will help you with your exam technique.

Revision Tips:

Revision cards

Summary bullet points

Mind maps

Labelling diagrams

Learn Key Words



LIV Science Revision Topics

Topics to revise	Activate! 2 Book Pages	1st	2nd	3rd
Chapter 1: Forces (Physics)	18-33			
Chapter 3: Energy (Physics)	44-55			
Chapter 5: Matter (Chemistry)	66-87			
Chapter 6: Reactions (Chemistry)	88-105			
Chapter 8: Organisms (Biology)	120-143			
Chapter 9: Ecosystems (Biology)	144- 161			

Important Keywords	Definition
Resultant force	
Friction	
Hooke's Law	
Moment	
Pressure	
Conduction	
Convection	
Radiation	
Element	
Compound	
Formula	
Reactants	
Products	
Drug	
Nutrient	
Digestion	
Respiration	

LIV Geography Revision 2022



Length of exam: 35 minutes + extra time.

Equipment needed: Pencil case, pen, ruler, pencil, rubber, colouring pencils and a calculator.

Type of questions: Definitions of keywords, multiple choice questions, short answers, one extended answer question.

Revision:

Use the Google Classroom revision section to help you revise. Here you will find key word glossaries, knowledge organisers and useful weblinks such as [BBC Bitesize](#) and [Map Zone](#).

Revision tips:

- Learn the meanings of **keywords**.
- Learn the **key ideas**.
- Learn **examples** to back up your ideas.
- You may like to **make mind maps** and **flash cards** to help you to learn the information.

Revision checklist

Go through each topic and RAG your understanding of each part.

Topics to revise	Red (not confident)	Amber (a bit unsure)	Green (I get this)
Unit 1: Our Living World			
Locally sourced food and food miles			
The characteristics of the temperate and deciduous forest ecosystem.			
The distribution and characteristics of global ecosystems (biomes).			
Plant and animal adaptations of the Mediterranean biome.			
Coral reef characteristics and formation.			
Global distribution of coral reefs.			
The importance of coral reefs.			
Threats to coral reefs and possible solutions.			
Unit 2: World Cities			
What is urbanisation and why does it occur?			
The global pattern of urban populations.			
Why do people move from rural to urban areas in China?			
The consequences of rural-urban migration in China.			

Where are megacities found and why have they grown?			
What is it like to live in a squatter settlement?			
Ways to solve the problems in squatter settlements.			
What makes a sustainable city?			
Unit 3: Physical Landscapes of the UK			
Describe landscapes in terms of three 'layers' of information: physical; biological and human.			
Explain how the processes of weathering, erosion, transportation and deposition work to shape the landscape.			
Define key words relating to the drainage basin of a river. Describe what a drainage basin is.			
Identify river erosional and depositional landforms along a river's course.			
Describe the processes of erosion, transportation and deposition. Explain how a river erodes, transports and deposits material.			
Describe and explain the formation of waterfalls and gorges.			
Describe and explain the formation of meanders.			
Describe and explain how oxbow lakes are formed. Explain how an oxbow lake changes over time.			

LIV History Revision 2022

- Length of exam:** 45 minutes (Extra time included)
- Equipment needed:** Pencil case, pen and ruler.
- Type of questions:** Multiple choice, source based questions and structured essay style questions.
- Revision:** Class exercise book and internet resources.
- Revision tips:** Learn the meanings of **keywords** e.g. Prime Minister
Learn the **key ideas** e.g. Industrial Revolution
Learn **examples** to back up your ideas.


KEY WORDS:

Here are some keywords that you need to know:

Key word	Meaning
Prime Minister	
Census	
Enclosure	
Domestic system	
Factory system	
Industry	
Transportation	

What I need to revise

Topics :	Tick	Tick	Tick
What was Britain like in 1750? Rulers, population explosion, health.			
Types of transport during the Industrial period. Development of rail, trains, canals etc.			
How did the Industrial Revolution change Britain? Population movement, steam and coal power.			
How did the criminal justice system develop? Constables, transportation, Sir Robert Peel and the developments in prisons.			
Why did the Police have difficulty catching Jack the Ripper? Lack of technology, environment, media interference			



LIV Revision Religious Studies 2022

Length of exam: 45 minutes (Extra time included)

Equipment needed: Pen, ruler, pencil, and colours.

Type of questions: Definitions of keywords, true and false, underline the correct answers, label items and explain their significance, give reasons, offer explanations of different perspectives and beliefs and several longer extended answer questions.

Revision: Class exercise book and chrome book record. Revision materials such as films and additional sheet google classroom.

Revision tips: Learn the meanings of **keywords** e.g. worship, belief etc. Learn the **key ideas** in Islam eg., submission etc. Be able to give explanations from **different** perspectives.

Use the tick list to show the stage you are at with your ongoing revision.

Red -unsure

Amber - more sure

Green -confident

KEY WORDS:

Here are some keywords that you need to know:

Key word	Definitions/descriptions/meaning
Pilgrimage - Hajj	
revelation	
Prophet Muhammad	
Allah	
submission	
The Qur'an -Why is it so important?	
Prayer in Islam	
mosque	
creation	
revelation	
humanism	
evolution	
Monotheism	
Omnipotent	
omniscient	
omnibenevolent	



What to revise

Topics to revise-Islam belief and practice	Red Tick	Amber Tick	Green Tick
5 Pillars of Islam -Zakat,pilgrimage,sawm,salat etc.			
Story of Prophet Muhammad. Why is he important in Islam?			
The importance of the Qur'an, prayer and pilgrimage as part of worship. Know the places visited during Hajj Know the story of how the Quran was revealed Know the postures and preparation made in /for prayer.			
Parts of a mosque:minbar,minaret,mihrab/qibla,wudu area dome			
Be able to explain some of the qualities of Allah			
Is there a God?Be able to list ideas for and against the existence of God.			
Are we created ? For and against arguments, Be able to give a scientific and a religious viewpoint			
Humanism			
evolution: what was Charles Darwin's theory.			
The creation story from Genesis. Know the main ideas in the story			
Qualities of God -omnipotent,omniscient,eternal etc			
Religious teaching in the modern World: Know what the 10 Commandments are. Be able to explain the importance of these rules in modern times,			
A key idea this year has been perspectives so try to list different points of view using your knowledge as part of your revision.			
Another important skill has been reflection where you have been asked to give your own thoughts to situations under discussion. Make sure you can offer opinions clearly with supporting facts.			

LIV French Revision 2022

- Exam Time:** 2 x 30 mins plus extra time
- Equipment needed:** School equipment in pencil case.
- Type of Questions:** **READING:** Reading comprehension questions on the topics of free time activities and holidays.
WRITING: You will have to produce a writing on the topics of free time activities and holidays. You will need to write in full sentences.
- Resources to Revise:** Vocabulary folder/Vocabulary sheets
Your exercise book
www.linguascope.com
- Revision Tips:** Make revision cards
Learn Key Words and set phrases



LIV French Revision Topics

Fill in the checklist according to how confident you feel.

I know this very well 😊 I'm not sure about this 😐 I don't know this ☹️

Topic	I understand it when I read it	I understand it when I hear it	I can write it	I can say it to somebody
Frequency words (how often people do something)				
Sports you or others play and who your/their favourite sportsperson is				
Free time activities and different types of weathers				
Opinions				
Where you usually go on holiday and what you do				
Talking about getting ready to go out				
Holiday plans				
Your dreams				
TV programmes, films, types of books and what you do online.				

LIV German Revision 2022

Exam Time:	2 x 30 minutes plus extra time
Equipment needed:	School equipment in pencil case.
Type of Questions:	<p>READING: Short reading comprehension questions. A mixture of multi choice, fill in the blank with an appropriate word, matching pictures to words, etc.</p> <p>WRITING: You will have a choice of writing task to produce an extended writing. You will need to write in sentences.</p>
Resources to Revise:	<p>Class notes and Worksheets given in class</p> <p>www.linguascope.com</p> <p>ActiveLearn</p>
Revision Tips:	<p>Revision cards</p> <p>Learn Key Words and set phrases</p>



LIV German Revision Topics

Fill in the checklist according to how confident you feel.

I know this very well 😊 I'm not sure about this 😐 I don't know this ☹️

Topic	I understand it when I read it	I understand it when I hear it	I can write it	I can say it to somebody
Greetings and basic personal details				
Number up to 100				
Colours				
Describe yourself and others				
School subjects and opinions				
Family members and using 3rd person				
Time				
Pets				
Sports and hobbies				
Verbs covered this year				
Understand word order in German				
Understand question words				
Frequency words, connectives, time phrases				

LIV Spanish Revision 2022

Exam Time: 2 x 30 mins plus extra time

Equipment needed: School equipment in pencil case.

Type of Questions: **LISTENING and READING:** Short listening and reading comprehension questions.



¡Hola!

WRITING: You will have to produce an extended writing from memory. You will need to write in full sentences on the topics covered this year.

Resources to Revise: Class notes, vocabulary and worksheets given in class

www.linguascope.com

<https://pearsonactivelearn.com>

Revision Tips: Revision cards

Learn Key Words and set phrases



LIV Spanish Revision Topics

Fill in the checklist according to how confident you feel.

I know this very well 😊

I'm not sure about this 😐

I don't know this ☹️

Topic	I understand it when I read it	I understand it when I hear it	I can write it	I can say it to somebody
Basics				
Known numbers to 100				
Tell and understand colours				
Present and future tenses				
School				
Say what subject you study and give your opinion about them				
Describe your school				
What you do at breaktime				
Family				
Describe your family				
Give physical/personality descriptions				
Describe where you live - house/flat etc				

*buena
suerte*

Computing/IT Exam Revision 2022

(This will be completed in your normal ICT lesson)

Exam Time: 45 minutes (including extra time)

Equipment needed: None

Type of Questions: A mixture of multiple choice, short answer, and explain/describe using extended writing.

Resources to Revise: Revision resources have been placed on the hub. Pupils will be shown how to access these online.

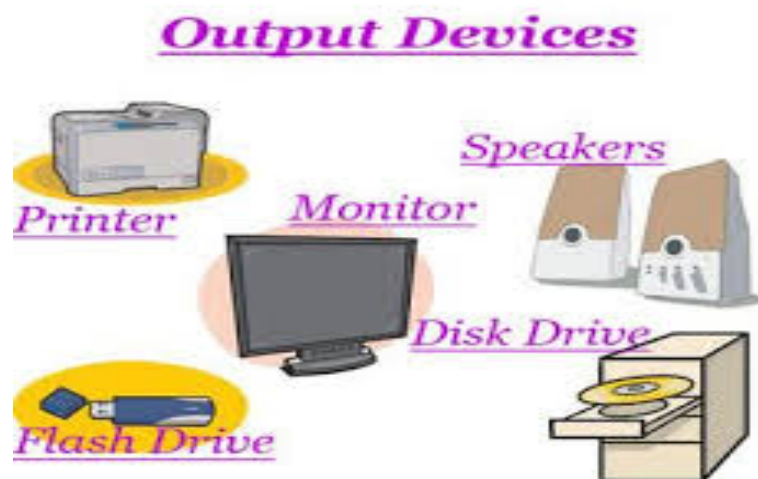
Pupils are encouraged to visit the relevant pages offered as links, work through the 'Revise' section, and then attempt the quizzes.

Pupils should learn keywords and their meanings.

Revision Tips:

- Make revision cards
- Summary bullet points
- Mind maps
- Learn Key Words

Pupils are welcome to use the Computer Room at lunch and break times to revise their knowledge of using the software.



What do I need to revise?

Topics	Red (not confident)	Amber (a bit unsure)	Green (I get this)
Unit 1: My Digital World			
What to trust online			
How to search smart			
Copyrights and wrongs			
Staying Safe online			
Unit 3: Spreadsheets			
Formatting			
Basic Formulas			
Functions (SUM/AVERAGE/MIN/MAX)			
Charts			
Annotation of your spreadsheet			
Unit 4: Slides			
Know how to use slide transitions			
Know how to use animation			
Know how to test and use appropriate timings for an audience			

Top Ten Revision Tips

Make a revision timetable. Use your exam timetable to enter the days and times of all your exams. Fill in any days you can't revise and then plan your revision.

1. Short bursts of revision (30-40 minutes) are most effective. Your concentration lapses after about an hour and you need to take a short break (5-10 minutes).

2. Find a quiet place to revise - your bedroom, school, the library - and refuse to be interrupted or distracted.

3. Make sure you don't just revise the subjects and topics you like. Work on your weaker ones as well.



4. Make your own revision notes because you will remember what you have written down more easily. Stick key notes to cupboards or doors so you see them every day.

5. Rewrite the key points of your revision notes; read them out loud to yourself. We remember more than twice as much of what we say aloud than of what we merely read.

6. Use different techniques. Make your own learning maps, use post-it notes to write keywords on and create flash cards. Record your notes and listen to them back. Ask friends and family to test you. Use highlighter pens to mark important points. Chant or make up a rap song.

7. Use useful subject revision websites to revise work and complete questions, quizzes etc.


8. You will need help at some stage; ask parents, older brothers and sisters, teachers or friends. If there are teachers with whom you get on well at school ask for their e-mail address so you can clarify points you are unsure of. Use websites specifically designed for revision.

9. **Don't get stressed out!** Eat properly and get lots of sleep!

10. **Believe in yourself and be positive.** If you think you can succeed you will; if you convince yourself that you will fail, that's what will probably happen.

EoY Exam Procedure Pupils 2022

1. There should be absolute silence as you enter your classroom and sit where your teacher directs you.
2. You must be fully equipped and **take with you to every lesson some revision material for a future exam.**
3. **If you normally use a laptop for writing you must bring it to all of your lessons during exam week.**
4. **Pupils who need a reader or use Read Write, will have their exam sent via Google classroom. Remember to bring headphones.**
5. **Pupils who need coloured overlays or glasses please make sure you have them with you.**
6. **You should either print your work or send it to your teacher if using a laptop. Make sure it has your name on it.**
7. **If you need anything read to you, put your hand up and ask the teacher to read.**
8. You must ensure you have the correct exam paper and ask any questions if you are unsure.
9. Everyone must use the set time for the exam paper and any extra time allocated.
10. **Extra time should be completed in a different colour pen and write on the front how much extra time you needed and what you did during the extra time.**
11. When the exam paper has been collected in, quiet revision can be started if allowed.
12. Use your revision guides to plan your revision leading up to the exams.



Remove Revision Timetable 2022

Week Beginning	Monday	Tuesday	Wednesday	Thursday	Friday	Saturday	Sunday
18 th April							
25 th April		Back in school					
2 nd May							
9 th May							
16 th May	Exam Week	Exam Week	Exam Week	Exam Week	Exam Week		

The exams will be completed during normal lessons in exam week.

The Revision Timetable should be used to plan revision leading up to the exams.

[Revision timetable Template](#)