



# MAYVILLE HIGH SCHOOL

*Founded in 1897*

Name:

Year: Lower V

## Getting organised for school exams Summer Term 2022

Friday 20<sup>th</sup> May – Friday 27<sup>th</sup> May



## Useful Revision websites

<https://www.senecalearning.com>

[www.bbc.co.uk/revision](http://www.bbc.co.uk/revision)

[www.bbc.co.uk/schools/bitesize](http://www.bbc.co.uk/schools/bitesize)

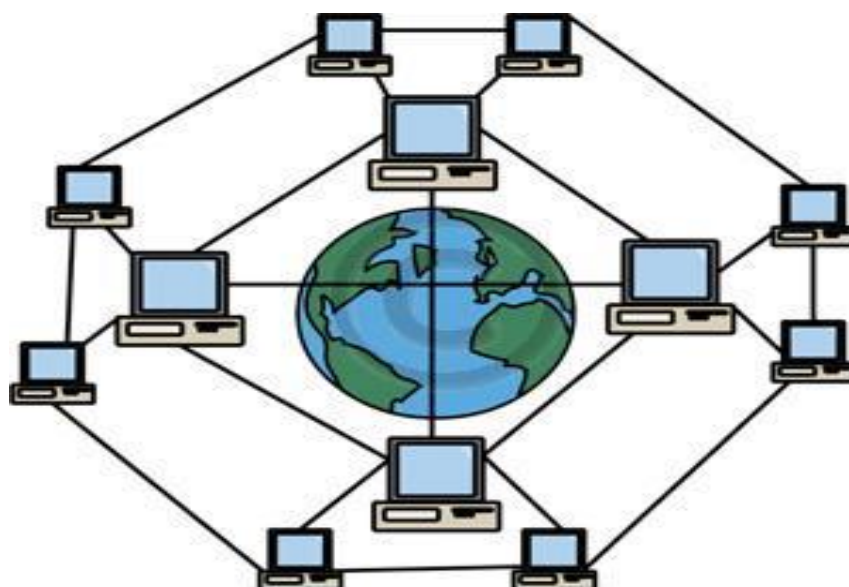
<https://www.dr frostmaths.com/>

<http://www.my-gcsescience.com/>

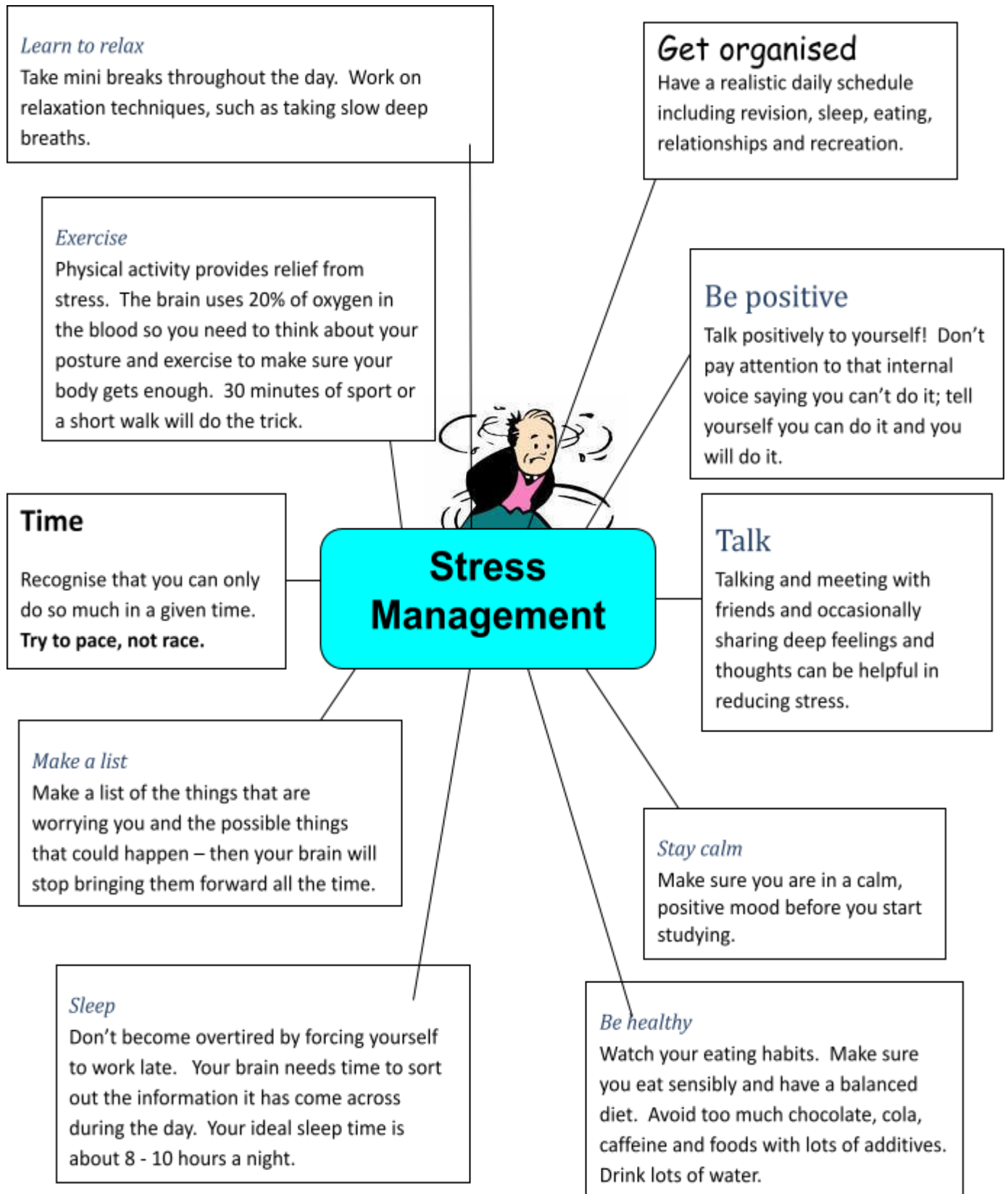
<http://www.teach-ict.com/>

<http://www.corbettmaths.com/>

[www.mymaths.co.uk](http://www.mymaths.co.uk)




# Exams



Remember you can always talk to your Form Tutor, Mrs Williams, Mrs Rickards or Mr Morriss if you need any support.

# Revision planning sheet for English Language 2022



**Exam Time:** 2 hours


**Equipment needed:** School equipment in pencil case.

**Websites:** BBC GCSE Bitesize English Language has good examples of the type of question you can expect to answer.

**Type of Questions:** READING: You will read three nonfiction texts all linked by theme and answer a series of questions testing different reading skills.

Question type:	What do I need to do?
Shorter answer questions	Read carefully and look at the number of marks allocated. Make sure you give information based on your reading and explain meaning clearly
Longer style question 1 - Summary	Read the text carefully, keeping the focus of the question in mind. Select 10 pieces of information which would be relevant to include in your summary, based on the question. Write the summary out in continuous writing, in your own words.
Longer style question 2 - analysis	Make sure you focus on the two paragraphs the question asks you to focus on. Select three words/phrases from each paragraph to write about. Write using PETAL-style paragraphs, linking your analysis to the overall purpose of the paragraph.
Longer style question 3	This will ask you to imagine you are one of the people described in the final text. You need to write as though you are this person, using only your reading to give you your content. You will be given three bullet points to help you structure your writing. It is often in the style of an interview. You must use your own words as much as possible.

# Revision planning sheet for English Literature 2022



**Exam Time:** 1 hour 30 minutes

**Equipment needed:** School equipment in pencil case.

**Websites:** BBC GCSE Bitesize English Literature has good examples of the type of question you can expect to answer.

## **Type of Questions:**

**Section A** You will be given a choice of two questions on your Modern Text: *An Inspector Calls*. or *Blood Brothers*. The questions will either be focussing upon a character or a theme of the play. You must choose one. 30 marks are available for your response, with an additional 4 marks available for technical accuracy.

**Section B** You will have one question about *A Christmas Carol*. There will be a short, printed extract from the text with a related question. You should analyse the techniques used in the extract and then link the themes/ideas to the text as a whole.

## **LV MATHEMATICS Revision 2022**

**Exam Time:** 2 Hours plus extra time

**Equipment needed:** Pen, pencil, ruler, compasses, protractor and scientific calculator.

**Resources to Revise:** MyMaths

Dr Frost Maths

CorbettMaths website

BBC bitesize website

Exercise books

IGCSE revision books/study guides

Class textbooks (do not remove from classrooms)

**Remember the best way to revise maths is to work through questions from your exercise books or from any GCSE revision book or website.**

### **What I need to revise**

LVG1 (JWIL) (Higher Tier Paper)

<b>Topic</b>	<b>I can do</b>	<b>I need to revise</b>
Fractions		
Percentages		
Ratio		
Proportionality		
Indices		
Surds		
Standard form		
Conversion		

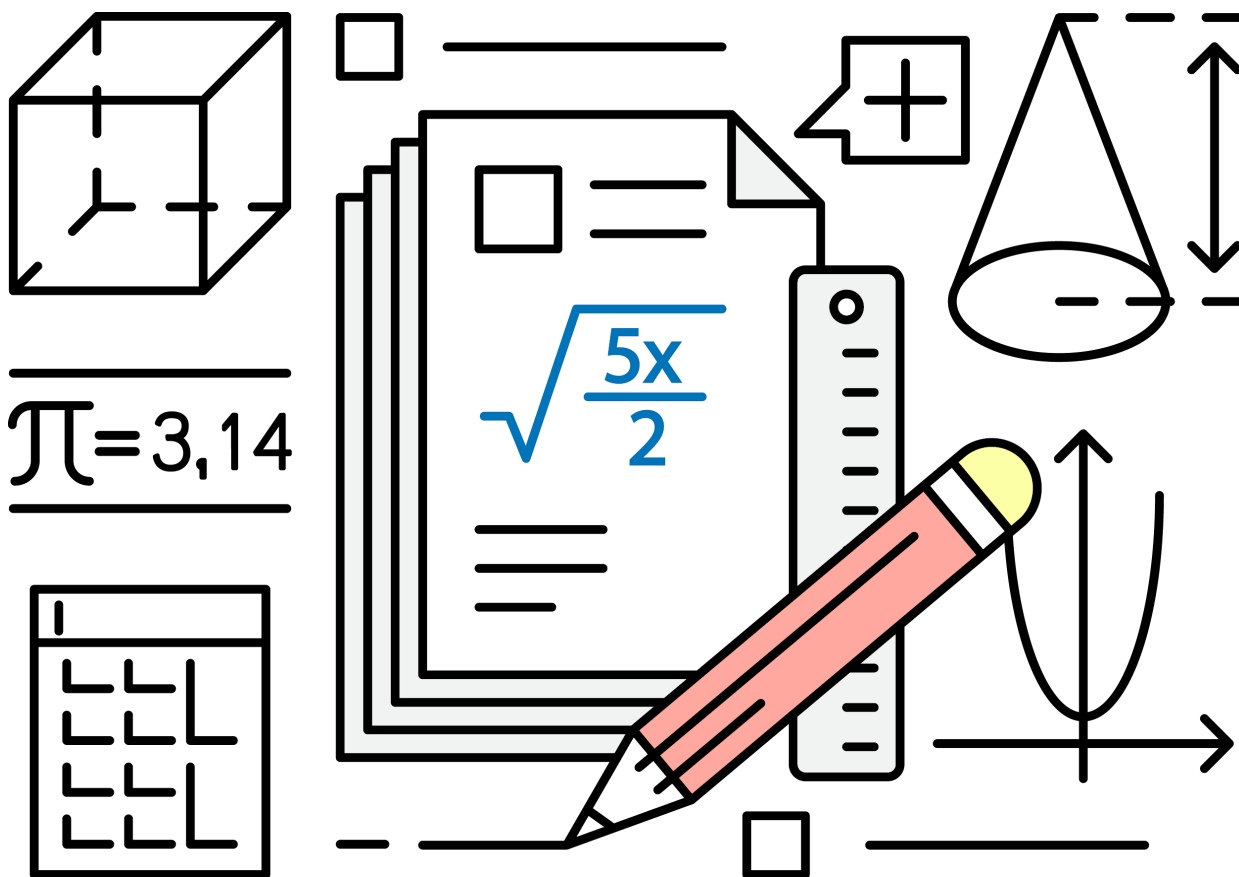
Calculating with bounds		
Sets		
Algebraic manipulation (formula, factorise, expand, simplify & solve)		
Straight line graphs		
Cumulative Frequency		
Interquartile range		
Histograms		
Averages from frequency tables		
Probability		

### LVB1 (LA) (Higher Tier Paper)

<b>Topic</b>	<b>I can do</b>	<b>I need to revise</b>
Ratio and Proportion (including directly proportional to...)		
Percentages		
Rounding and calculating with bounds		
Standard form		
Surds and Indices		
Calculations with fractions		
Algebraic manipulation		
Substitution		
Changing the subject of a formula		
Linear graphs		
Perimeter, area and volume		
Right angled trigonometry		
Transformations		
Similar shapes (Length, area and volume scale factors)		
Averages from tables		
Cumulative frequency		
Histograms		

## LVG2 and LVB2 (GR) (Foundation Tier Paper)

Topic	I can do	I need to revise
Number including negative numbers		
Metric measurements		
Decimals, fractions & percentages		
Ratio and proportion		
Sets		
Collecting like terms		
Equations		
Expanding brackets and factorising		
Coordinates and straight line graphs		
Sequences		
Angles		
Area and volume		
Bar charts, pictograms and pie charts		
Averages including frequency tables		





# LV Science Revision 2022

**Exam Time:** 3 exams - 1 hour 15 minutes each (plus extra time)  
for Biology, Chemistry and Physics

**Equipment needed:** School equipment in pencil case  
Plus a scientific calculator


**Type of Questions:** A mixture of multi choice, extended writing , data analysis, calculations and Working scientifically

**Resources to Revise:** **Class notes for Biology, Chemistry and Physics**

**Kerboodle digital books -**

**GCSE Combined Science Trilogy Biology, Chemistry, Physics**

**AQA Revision guides (issued in UIV)**



## Revision Tips:

Revision cards

Summary bullet points

Mind maps

Labelling diagrams

Learn Key Words

## LV Science Revision Topics

Topics to revise	1st	2nd	3rd
Biology Paper 1 Chapters 1-9			
Chemistry Paper 1 Chapters 1-7			
Physics Paper 1 Chapters 1-7			



# LV Geography Revision 2022

**Length of exam:** 1 hour 20 mins + extra time (*the exam is split into two parts, paper 1 (physical) which is 50 minutes & Paper 2 (human) which is 30 minutes*).

**Questions:** There will be questions on **The Challenge of Natural Hazards, River landscapes, The Development Gap, Nigeria: a Newly Emerging Economy, The Changing UK Economy**. There will be a range of different types of questions, including 6 and 9 mark questions.

**Keywords:** Use keyword lists to learn the main terms linked to each topic.

**Examples/case studies:**

- **Paper 1:** Earthquakes (Chile and Nepal), tropical storms (Typhoon Haiyan), extreme weather in the UK (Somerset Levels Floods), flood management scheme (Banbury)
- **Paper 2:** Tourism as a strategy to reduce the development gap (Jamaica), Example of a NEE (Nigeria), example of how modern industrial development can be more sustainable (Torr Quarry, Somerset)

**Below are the topic areas that you need to revise for the exam:**

## Unit 1: Living with the Physical Environment

Key topic:	What you need to know:	Revised?		
Natural hazards	<ul style="list-style-type: none"><li>- What is a natural hazard?</li><li>- Types of natural hazard</li><li>- Factors affecting hazard risk</li></ul>			
Tectonic hazards	<ul style="list-style-type: none"><li>- Plate tectonics theory</li><li>- Global distribution of earthquakes and volcanic eruptions</li><li>- Physical processes happening at different types of plate margin that lead to earthquakes and volcanic activity.</li><li>- Primary and secondary effects of a tectonic hazard.</li><li>- Immediate and long - term responses to a tectonic hazard.</li><li>- Use named examples (Chile and Nepal) to show how the effects and responses of a tectonic hazard vary between two areas of contrasting levels of wealth.</li><li>- Reasons why people continue to live in areas at risk from a tectonic hazard.</li><li>- How monitoring, prediction, protection and planning can reduce the risks from a tectonic hazard.</li></ul>			
Weather hazards	<ul style="list-style-type: none"><li>- General atmospheric circulation: pressure belts and surface winds</li><li>- Global distribution of tropical storms</li><li>- Relationship between atmospheric circulation and tropical storms.</li></ul>			

	<ul style="list-style-type: none"> <li>- Causes of tropical storms and the sequence of their formation and development.</li> <li>- The structure and features of a tropical storm.</li> <li>- How climate change might affect the distribution, frequency and intensity of tropical storms.</li> <li>- Primary and secondary effects of tropical storms.</li> <li>- Immediate and long - term responses to tropical storms.</li> <li>- Typhoon Haiyan - effects and responses</li> <li>- How monitoring, prediction, protection and planning can reduce the effects of tropical storms.</li> <li>- Overview of types of weather hazards experienced in the UK.</li> <li>- Somerset Levels Floods - causes, social, economic and environmental impacts, how management strategies can reduce the risk.</li> <li>- Evidence that weather is becoming more extreme in the UK.</li> </ul>			
Climate change	<ul style="list-style-type: none"> <li>- Evidence from climate change from the beginning of the Quaternary period to the present day.</li> <li>- Natural and human causes of climate change.</li> <li>- Overview of the effects of climate change on people and the environment.</li> <li>- Managing climate change - mitigation and adaptation strategies.</li> </ul>			
UK physical landscapes	<ul style="list-style-type: none"> <li>- An overview of the location of major upland / lowland areas and river systems.</li> </ul>			
River landscapes	<ul style="list-style-type: none"> <li>- The long profile and changing cross profile of a river and its valley.</li> <li>- Fluvial processes - different types of erosion, transportation and deposition.</li> <li>- Characteristics and formation of landforms resulting from erosion - interlocking spurs, waterfalls and gorges.</li> <li>- Characteristics and formation of landforms resulting from erosion and deposition - meanders and ox - bow lakes.</li> <li>- Characteristics and formation of landforms resulting from deposition - levees, flood plains and estuaries.</li> <li>- River Tees - river valley in the UK - major landforms of erosion and deposition.</li> <li>- How physical and human factors affect flood risk.</li> <li>- Use of hydrographs to show the relationship between precipitation and discharge.</li> <li>- Costs and benefits of hard and soft engineering.</li> <li>- Banbury - example of a flood management scheme - why was the scheme needed, what it involved and social, economic and environmental issues.</li> </ul>			

## Unit 2: Challenges in the Human Environment

Key topic:	What you need to know:	Revised?		
The Development Gap	<ul style="list-style-type: none"> <li>- Our unequal world.</li> <li>- Measuring development.</li> <li>- The Demographic Transition Model.</li> <li>- Changing population structures.</li> <li>- Causes of uneven development.</li> <li>- Uneven development - wealth &amp; health.</li> <li>- Uneven development - migration.</li> </ul>			
A Newly Emerging Economy: Nigeria	<ul style="list-style-type: none"> <li>- The location and importance of the country, regionally and globally.</li> <li>- The wider political, social, cultural and environmental context within which the country is placed.</li> <li>- The changing industrial structure. The balance between different sectors of the economy. How the manufacturing industry can stimulate economic development.</li> <li>- The role of transnational corporations (TNCs) in relation to industrial development. Advantages and disadvantages of TNC(s) to the host country.</li> <li>- The changing political and trading relationships with the wider world.</li> <li>- International aid: types of aid, impacts of aid on the receiving country.</li> <li>- The environmental impacts of economic development.</li> <li>- The effects of economic development on quality of life for the population.</li> </ul>			
The Changing UK Economy	<ul style="list-style-type: none"> <li>- Causes of economic change: deindustrialisation and decline of traditional industrial base, globalisation and government policies.</li> <li>- Moving towards a post-industrial economy: development of information technology, service industries, finance, research, science and business parks.</li> <li>- Impacts of industry on the physical environment.</li> <li>- Social and economic changes in the rural landscape in one area of population growth and one area of population decline.</li> <li>- Improvements and new developments in road and rail infrastructure, port and airport capacity.</li> <li>- The north–south divide and strategies used in an attempt to resolve regional differences.</li> <li>- The place of the UK in the wider world. Links through trade, culture, transport, and electronic communication. Economic and political links: the European Union (EU) and Commonwealth.</li> </ul>			

## **GEOGRAPHY TIPS:**

- Draw up new **keyword lists** - go through your notes and pick out all the key terms that you need to know. You may want to create **flashcards**, with all the key terms on, to help you to learn them. Think about whether you can create **mnemonics** and **pictures** to help you to learn keywords. You can then keep your flash cards to use next year too.
- Use **mind mapping** to identify the main elements of the **key examples and case studies**. You must try and learn **key dates, facts and figures** about these examples and case studies. You could also use a **revision clock** to help you to do this (ask me for a sheet).
- Look back at **past questions** to remind yourself of good exam technique. Remember to **BUG** the question and use **PEE** paragraphs when answering questions. Make sure that you use the **3Os** if the question asks you to evaluate. **Practice questions** are useful to use once you have revised a section to test yourself. You could try an re - do some of the questions that you have already completed and have feedback on - look through your notes.
- When revising it has been proven to be more useful to **spread out** your revision over **time** and to **interleave** revision. This means **mixing up topics** so you revise a little bit of several topics in one revision session. This not only makes revision a little more interesting, but has also been **proven** to help with **memory**.
- [Don't forget to use Seneca Learning to help support your revision too.](#)



# LV History Revision 2022

<b>Length of exam:</b>	2 x 1 hour
<b>Equipment needed:</b>	Pen and school equipment in pencil case
<b>Type of questions:</b>	AQA examination questions
<b>Revision:</b>	Class notes and textbook
<b>Topics:</b>	<b>Norman England 1066 - c1100</b>

- **The Norman Conquest and control**
- **Life under the Normans**
- **The Norman Church and monasticism**
- **Yorkshire Historical Site**

## Revision tips:

You must know the details and be able to fully analyse the topics and sources, but it is equally important that you know how to answer the specific topic question styles. Use the textbook, materials and handouts to help revise.



**What I need to revise**



<b>The Normans conquest and control</b>	Tick
Causes of the Norman Conquest P. 10 Military aspects P. 18 The Battle of Hastings P. 24 Norman Castles P. 28	
<b>Life under the Normans</b>	
Feudalism and government P. 40 Economic and social change P. 52	
<b>The Norman church and monasticism</b>	
The Church P. 62 Norman Cathedrals P. 68 Monasticism P. 70	

# LV RE Revision 2022

**Length of exam:** 2 x 1 hour papers.

**Equipment:** School equipment in pencil case

**Type of questions:** There will be **four questions** covering a variety of skills. You need to attempt **all** sections on each paper. **Remember to pace yourself for the longer D questions at the end of each unit. Make simple plans to help shape the longer D questions.**

## Component 1

**Religious, philosophical and ethical studies in the modern world**

- **Issues of relationships (green section)**
- **Issues of life and death (light green section)**

## Component 2

**Christianity (Purple section)**

- **Beliefs and teachings**
- **Practices**

In the examination you should aim to spend **30 minutes on each unit.**

**Keywords:** Use your keyword lists to learn the main terms linked to each of the units

**Key teachings:** Concentrate on understanding the key ideas and teachings. Below are some suggested topic areas that you might revise for the exam:

## Component 1 Issues of Relationships (30 mins.)

Key questions	Examples	Revised		
Define meaning of all the key words in this unit	Adultery, Divorce, ,Commitment, Contraception, Gender equality, Responsibility, Roles, Cohabitation			
The nature and purpose of marriage in the modern world	The importance of vows, roles, sex, chastity, commitment, sacraments			
teachings and attitudes to 1) contraception	Revise the teachings from different denominations.			
Do you understand the 4 types of questions you will have in each unit?	Definition question (2 marks) describe (5 marks) explain (8 marks) discuss a statement (15 marks)			



## Component 1 Issues of life and death

Key QUESTIONS	Examples	Revised		
Define the key concept words	Remember you need to support your definition with religious references			
How did the world begin?	Be able to describe the scientific explanations given about the beginning of the universe			
What are the religious attitudes to abortion?	Be able to offer knowledge of the teachings from two religious traditions on the issue of abortion.			
How important is a belief in life after death?	Be able to explain Christian, Muslim and humanist perspectives.			

## Component 2 Christianity : Beliefs and teachings (30 mins.) Practices ( 30 mins)

Key topic QUESTIONS	Examples	Revised		
Define the key concept words in this unit.	omnibenevolent, omnipotent, Trinity, incarnation, Atonement, Resurrection, Sacraments, Evangelism, mission, theodicy.			
The names for God in Christianity	Be able to explain the purpose of the Trinity, omnipotent, omnibenevolent, omniscient, transcendent, omnipresent.			
The importance of how a Christian puts their faith into action	Be able to offer descriptions and explanations of Christian pilgrimage, the Apostles Creed, the church in the community and as part of worship.			
The role of Jesus for Christians	Key ideas: Incarnation, salvation, atonement, resurrection, crucifixion, ascension			
Be able to explain the importance of the sacraments in worship	Be able to show the diversity of religious practice in baptism			
Be able to describe and offer explanations on the purpose of suffering in Christianity.	Be able to use Biblical references to show understanding of the story of Job from the book of Job.			

### TIPS:

- Draw up new **keyword lists** or use the ones already in your notes.
- Use **mind mapping** to identify the main elements of the **content**.
- Look back at the first **section of your text** to remind yourself of types of exam questions. Keep **building up** your revision **cue cards**.
- For higher grades you should learn some key phrases or quotes for each unit.
- Access the video /clips used in lessons in Google classroom.
- Use additional revision booklets and sheets.

# French revision 2022

**Exam Time:** You will sit either foundation or higher tier.

Foundation listening: 35 mins (in class)      Higher listening: 45 mins (in class)

Foundation Reading: 45 mins      Higher Reading: 1 hour

Foundation Writing: 1 hour      Higher Writing: 1 hour 15 minutes

Your speaking exam will last approximately 25 minutes.

**Equipment needed:** School equipment in pencil case

## **Listening and Reading Exams:**

The exams will consist of a range of questions types, requiring non-verbal responses or answers in English and French. The reading exam includes a short translation from French to English.

## **Writing Exam:**

The **Foundation Tier** exam will consist of 4 tasks:

Task 1: Describe a photo

Task 2: A short writing of 40 words.

Task 3: A short translation task from English to Spanish.

task 4: A short writing of 90 words

The **Higher Tier** exam will consist of 3 tasks:

Task 1: A short writing of 90 words.

Task 2: A long writing of 150 words.

Task 3: A short translation task from English to Spanish.

## **Speaking Exam:**

You will have three tasks to complete:

Task 1: Role-play

Task 2: Photo card

Task 3: General conversation (all of theme 1 and theme 2 covered so far)

**Resources to Revise:** [GCSE vocabulary booklet](#), [writing mats](#), [French folder](#).

**Revision Tips:** Practise spellings thoroughly, especially tenses/verbs using your writing mats. Memorise how to spell in French a range of opinions and complex structure, using your writing mats. Thoroughly learn/revise vocabulary from French to English, using your GCSE vocabulary booklet. Try to predict what you could be asked to write about. Thoroughly practise theme one and theme 2 topics covered so far for the speaking. You could make topic based revision cards.

### Topics to revise:

You will need to revise all vocabulary covered so far in your GCSE vocabulary booklet.

You will need to be able to speak and write about the topics below.

You will need to revise/memorise how to spell in French key verbs in the different tenses, a range of opinions and complex structures, using your writing mats and French folder.

	I know this very well	I'm not sure about this	I don't know this
<b>Theme 1: Identity and culture</b>			
<b>Topic 1: Me, my family and friends</b>			
Yourself, family members and friends			
Relationships with family and friends			
Marriage/partnership			
<b>Topic 2: Technology in everyday life</b>			
Your mobile phone			
Your present, past and future use of social media and mobile technology			
Positive and negative aspects of social media and new technologies			
Future technologies			
<b>Topic 3: Free time activities</b>			
Music, Cinema/films, TV and reading			

Sports and hobbies			
Clothes and fashion			
Food and eating out			
<b>Topic 4: Customs and festivals</b>			
Daily routine			
Customs and celebrations			
French festivals			
A usual/recent/future celebration/special event			
<b>Theme 2: Local, national, international and global areas of interest</b>			
<b>Topic 1: Home, town, neighbourhood and region</b>			
Your town and region			
Your home			
<b>Topic 2: Social Issues</b>			
Charity/Voluntary work			
Healthy/unhealthy living			
<b>Grammar/vocabulary</b>			
Revise key verbs in the different tenses, key words, a range of opinions and complex structures, using your writing mats.			

# German revision 2022

<b>Exam Time:</b>	Listening =	45 minutes (in class)
	Reading =	60 minutes
	Writing Exam =	1hour 15 minutes
	Speaking =	25 minutes
<b>Equipment needed:</b>		School equipment in pencil case

## Listening and Reading Exams:

The exams will consist of a range of questions types, requiring non-verbal responses or answers in English and German. The reading exam includes a short translation from German to English.

## Writing Exam:

The exam will consist of 3 tasks:

Task 1: A short writing of 90 words.

Task 2: A long writing of 150 words.

Task 3: A short translation task from English to German.

## Speaking Exam:

You will have three tasks to complete:

Task 1: Role-play

Task 2: Photo card

Task 3: General conversation (all of theme 1 and theme 2 covered so far)

**Resources to Revise:** [vocabulary folder](#), [revision guide book](#), [www.linguascope.com](http://www.linguascope.com), [senecalearning.com](http://senecalearning.com), [ActiveLearn](#)

**Revision Tips:** Flashcards/practise spellings thoroughly, especially tenses/verbs. Try to predict what you could be asked to write about. Learn theme one and beginning of theme 2 for the speaking. Revise all vocabulary from German to English thoroughly.

## Topics to revise:

	I know this very well	I'm not sure about this	I don't know this
<b>Me, my family and friends</b>			
Yourself (physically and personality)			
Family description			
Relationships (friendship and marriage)			
<b>School</b>			
Opinions on lessons			
German school system			
School building, rules and uniform			
<b>Free time activities</b>			
Revising sports, TV, cinema, music, hobbies.			
What you do/used to do/did/are going to do in your free time			
Clothes			
Food and drink			
<b>Customs and festivals</b>			
Customs and celebrations			
German festivals			
A usual/past/future birthday/Christmas			
<b>Home and town</b>			
Describing your town/area (positive and negative aspects)			
Describing your home			
Describing your bedroom			
Describing your ideal home/where you would like to live			
<b>Grammar</b>			
Revising key verbs in the different tenses and key words			

# LV SPANISH Revision 2022

## Exam Time:

	Foundation	Higher
<b>Listening</b> (in class)	35 mins	45 mins
<b>Reading</b>	45 mins	1 hour
<b>Writing Exam</b>	1 hour	1 hour 15 mins
<b>Speaking</b>	25 mins	25 mins

**Equipment needed:** School equipment in pencil case

**Listening and Reading Exams:** The exams will consist of a range of questions types, requiring non-verbal responses or answers in English and Spanish. The reading exam includes a short translation from Spanish to English.

## Writing Exam:

The Foundation exam will consist of 4 tasks:

Task 1: Describe a photo

Task 2: A short writing of 40 words.

Task 3: A short translation task from English to Spanish.

task 4: A short writing of 90 words

The Higher exam will consist of 3 tasks:

Task 1: A short writing of 90 words.

Task 2: A long writing of 150 words.

Task 3: A short translation task from English to Spanish.

## Speaking Exam:

You will have three tasks to complete:

Task 1: Role-play

Task 2: Photo card

Task 3: General conversation

**Resources to Revise:** [www.linguascope.com](http://www.linguascope.com)

<https://pearsonactivelearn.com>

BBC Bitesize - GCSE Spanish

Vocabulary, exercise book and topic questions

**Revision Tips:**

Don't panic, prepare well and try your best.

Revise basic vocabulary: numbers/days of the week etc

Check if you understand and can answer in Spanish, the list of questions from each topic.

<b>Topics to revise:</b>	<b>I know this very well</b>	<b>I'm not sure about this</b>	<b>I don't know this</b>
<b>Me, my family and friends</b>			
Describe yourself			
Describe your family			
Talk about relationships			
<b>Technology in everyday life</b>			
Talk about social media			
Talk about mobile phones and tablets			
<b>Travel and tourism</b>			
Describe a holiday past and future			
<b>My studies/Life at school/college</b>			
Describe your school			
Talk about subjects you study past/present and future			
<b>Grammar</b>			
Present, preterite, imperfect, immediate future and future tense			
Understanding and using formal and informal language			
Ser and estar uses			
Reflexive verbs			
Question words			



# **Lower V Business 2022 (OCR)**

Learners will take one 90 min paper for the following areas:

- **Business activity**
- **Marketing**
- **People**

The main focus for LV exams will be in the following areas:

## **1. Business activity**

1.1 The role of business enterprise and entrepreneurship

1.2 Business planning

1.3 Business ownership

1.4 Business aims and objectives

1.5 Stakeholders in business

1.6 Business growth

## **2. Marketing**

2.1 The role of marketing

2.2 Market research

2.3 Market segmentation

2.4 The marketing mix

## **3. People**

3.1 The role of human resources

3.2 Organisational structures and different ways of working

3.3 Communication in business

3.4 Recruitment and selection

3.5 Motivation and retention

3.6 Training and develop

Pupils will be given keywords to learn during revision lessons prior to the exam

# LV Business and Enterprise Revision 2022 (NCFE)

Learners will take one 90 min paper for the following areas:

- LO1: Understand entrepreneurship, business organisation and the importance of stakeholders
- LO2: Understand the marketing mix, market research, market types and orientation types
- LO3: Understand operations management
- LO4: Understand internal influences on business
- LO5: Understand external influences on business

The Paper has three sections:

Section 1 (8 marks approx)

Multiple Choice Questions

Section 2 (51 marks approx)

Short Answer Questions

Section 3 (21 marks approx)

Extended answer Questions

The main focus for LV exams will be in the following areas:

- 1.1.1 Being an entrepreneur
- 1.1.2 Entrepreneurial characteristics and skills
- 1.2.1 Financial aims and objectives
- 1.2.2 Non-financial aims and objectives
- 1.3.1 Legal structures
- 1.3.2 Organisational structures
- 1.3.3 Restructuring
- 1.4.1 Internal stakeholders
- 1.4.2 External stakeholders
- 1.4.3 Stakeholder engagement

2.1.1 Product types 2.1.2 Product lifecycle 2.1.3 Boston Matrix 2.1.4 Place 2.1.5 Price 2.1.6 Promotion 2.2.1 Data types 2.2.2 Primary research 2.2.3 Secondary research 2.2.4 Market types 2.2.5 Orientation types
3.1.1 Outsourcing 3.1.2 Lean production 3.1.3 Maintaining and improving quality 3.1.4 Production methods
4.1.1 Customer service 4.1.2 Customer service measurements 4.1.3 How customer service is measured

**Resources to Revise:** The course is available online via their Dynamic Learning log in and a folder of completed exercises on Google Classroom.

**Pupils should learn keywords and their meanings.**

**Revision Tips:** Make revision cards  
Summary bullet points



# LV Computer Science Revision 2022 (OCR)

<b>Exam Time:</b>	90 minutes
<b>Equipment needed:</b>	School equipment in pencil case
<b>Type of Questions:</b>	A mixture of multiple choice, short answer, and explain/describe using extended writing. Part of a GCSE Paper adjusted for topics that have not been covered.
<b>Resources to Revise:</b>	The course is available online via the pupil login via Cambridge Elevate and as a printed textbook. Pupils also have a CGP GCSE OCR Computer Science Exam practice workbook, a CGP GCSE Computer Science Revision Guide and a folder of completed exercises on Google Classroom.

**Pupils should learn keywords and their meanings.**

## Revision Tips:



Make revision cards  
Summary bullet points  
Mind maps  
Learn Key Words




## Lower V Computer Science Revision Topics

Computer Systems and Computational Thinking, Algorithms and Programming

- Chapter 1 Algorithms
- Chapter 2 Iteration
- Chapter 3 Boolean Logic
- Chapter 4 Data Types and Structures
- Chapter 8 Binary and Hexadecimal (If completed)
- Chapter 9 Binary Representation (If completed)
- Chapter 11 Computer systems: hardware
- Chapter 12 Computer systems: system software
- Chapter 13 Networks
- Chapter 14 System security
- Chapter 15 Ethical, Legal, Cultural and Environmental concerns.

# LV Art Revision 2022



**Exam time:** 1.5 hour (a double period)


**Equipment needed:** Pencils for drawing, graphite range if possible or a graphite pencil. A sharpener and a rubber. No equipment is to be shared during the exam.

**Type of Question:** You will be set an observational drawing task. Each of you will be given individual items of a similar nature.

**Revision:** You are not required to revise for this test but it will be used as coursework after and is set with exam conditions.



<b>Core principles technical principles</b> <b>Section A</b>	<b>Sub sections Please see google classroom for a detailed revision list.</b>	<b>Tick</b>
<b>Section 1: New and emerging technologies</b>	Industry and enterprise	
	Sustainability and the environment	
	People, culture and society	
	Production techniques and systems	
	Informing design decisions	
<b>Section B: Specialist technical principles</b> <b>Textiles 5E</b>	Sources, origins and properties. Chapter 36,37,38- pg 199-211	
	Working with Textile based materials. Section 5E.	
	Commercial manufacturing, surface finishes and treatments	
<b>Section C: Design and making principles</b>  <b>Revision tips:</b> Practice questions can be found at the back of your revision book and on google classroom.	Chapter 43 The work of others. In this chapter, you will find lots of different companies. You will have to <u>discuss the work of one</u> of the companies giving examples of their work through the ages ie what they made. Don't learn about all the companies! Just focus on one company only. Make sure you think about how they have been <b>innovative with their products</b> . See page 249. Chapter 42 Design brief and specification <b><u>Math links</u></b> Percentages Trig Tan formula working out angles <b><u>Key words</u></b> Innovative Specification User Aesthetic Ergonomics. Isometric drawing	



## Design and Technology - Timbers 2022

Length of exam:	2 Hours
Equipment needed:	Pencil case, pen and ruler.
Type of questions:	Multiple choice, design and written questions.
What I need to revise:	GCSE AQA DESIGN AND TECHNOLOGY

Core principles	Sub sections Please see google classroom for a detailed revision list.	Tick
Section A: New and emerging technologies	Industry and enterprise	
	Sustainability and the environment	
	People, culture and society	
	Production techniques and systems	
	Informing design decisions	
Section B: Specialist technical principles Timber based materials	Timber based materials: Sources, origins and properties <b>Timbers</b> class only Chapter 27,28,29- pg 147 -159.	
	Working with timber based materials.Section 5B	
	Commercial manufacturing, surface finishes and treatments	
Section C: Design and making principles  <b>Revision tips:</b> Practice questions can be found at the back of your revision book and on google classroom.	Chapter 43 The work of others. In this chapter, you will find lots of different companies. You will have to <b>discuss the work of one</b> of the companies citing examples of their work through the ages. Don't learn about all the companies! Just focus on one company only. Make sure you think about how they have been <b>innovative with their products</b> . See page 249. Chapter 42: Design brief and specification <b>Math links</b> Percentages Trig Tan formula working out angles <u>Key words:</u> Specification User Aesthetic Ergonomics. Isometric drawing	

# LV Drama Revision 2022



<b>Exam time:</b>	1 hour 45 mins
<b>Equipment needed:</b>	School equipment in pencil case
<b>Type of Questions:</b>	Section A is on An Inspector Calls
<b>Revision:</b>	Class notes and previous work on 'An Inspector Calls' your copy of 'An Inspector Calls'
<b>Revision tips:</b>	Re-read an Inspector Calls, remind yourself of all of the performance techniques in the terminology glossary and use revision tools such as cards, post it notes, spider diagrams etc.

## What's in the exam?

The exam is split into two sections, the second being about a live performance that you have seen.

### Section A: Bringing the text to life

All of the questions in this section will be about An Inspector Calls. They will always follow the same format:

Question:	Areas to revise:
a. There are specific choices in this extract for <b>performers</b> . <i>There will be two questions to do with how you would <u>perform</u> the extract. The first is worth 4 marks and the second is worth 6.</i>	Think about how you would play the characters in the key moments of the play. Be ready to talk about any of the following elements: <ul style="list-style-type: none"><li>- Vocal skills</li><li>- Performance skills</li><li>- Physical skills</li></ul> <i>Top Tip:</i> When you re-read the play, make notes on how you would perform each role in key sections.
b. There are specific choices in this extract for a <b>director</b> . <i>There will be two questions to do with how you would <u>direct</u> the extract. The first is worth 9 marks and the second is worth 12.</i>	You will be asked to explain how you would use one of the following production elements to enhance your performance: <ul style="list-style-type: none"><li>- Costume</li><li>- Staging</li><li>- Props/stage furniture</li></ul> You will also be asked how you would direct a performer, considering the following: <ul style="list-style-type: none"><li>- Voice</li><li>- Physicality</li><li>- Stage directions and stage space</li></ul> <i>Top Tip:</i> Remember, use the stage directions!
c. There are specific choices in this extract for <b>designers</b> . <i>There's just one question in this section, and it's worth 14 marks.</i>	You will be asked to choose from one of the following elements to discuss: <ul style="list-style-type: none"><li>- Set</li><li>- Lighting</li><li>- Sound</li></ul> <i>Top Tip:</i> As you re-read the play, draw some sketches to help you visualise your ideas. You cannot draw diagrams in the exam, but doing this while revising will help you picture it.



# Music GCSE Revision

**Length of exam:** 1 Hour Listening Exam

**Equipment needed:** Pencil case, pen, pencil and rubber.

**Type of questions:** Multiple choice, short and longer written questions.

**What I need to revise:** The Concerto through Time, Conventions of Pop, Film Music.

**Revision tips:** Check through the main features of each area of study and listen to as much music from those areas as possible identifying these elements of music.

<b>Melody</b>	Does the melody use stepwise movement (conjunct) or move by leaps (disjunct)?  Does the melody have a small or large range?  Can you hear any devices, such as improvisation, imitation, dialogue or sequence?
<b>Harmony</b>	Are the chords played as block, broken or arpeggios?  Can you hear any major or minor chords?  Can you hear diatonic or chromatic harmony?  Does the piece use a set chord progression, or does it change?  Does the accompaniment use a repeated riff/ostinato?
<b>Tonality</b>	Is the piece in a major or minor key?  Does the piece modulate at any point?
<b>Structure</b>	Can you name the structure?  Does it have a verse/chorus structure, or use an introduction or instrumental break?
<b>Instruments (and timbre)</b>	Can you name the instruments used and their families? Is it an orchestra or rock band for example  Does the piece use technology to change the sound of instruments?  Can you pick out any techniques the instruments use, such as pizzicato, staccato or tremolo?  If you can hear voices, are they singing syllabic or melismatic phrases?

<b>Articulation</b>	<p>Is the music legato or staccato?</p> <p>Are there any particular instrumental techniques used, such as glissando or staccato?</p>
<b>Texture</b>	<p>Can you hear one solo line, or a melody and accompaniment?</p> <p>Can you describe how the accompaniment is playing?</p> <p>Is the texture thick or thin? Does it change?</p> <p>Do the parts move together (homophonic) or are there interweaving line (polyphonic)?</p> <p>Can you hear additional parts such as a countermelody or descant?</p>
<b>Tempo, metre and rhythm</b>	<p>Is the piece fast or slow? Can you use a specific term such as andante or presto to describe this?</p> <p>Does the piece change tempo, or pause at any point?</p> <p>Can you identify the time signature?</p> <p>Does the piece use syncopation, swung rhythms, dotted rhythms or polyrhythms?</p>
<b>Dynamics</b>	<p>What are the dynamics and do they change throughout the extract?</p> <p>Do the dynamics change gradually or suddenly?</p> <p>Can you use the musical vocabulary to describe this?</p>
<b>Use of technology</b>	<p>Has technology been used to change the sound of this piece?</p> <p>Can you name any devices that have been used, such as a drum machine or synthesiser?</p> <p>Can you hear any effects, such as distortion or reverb?</p>

# Lower V Physical Education Revision 2022

<b>Length of exam:</b>	1 hour 15 Minutes
<b>Equipment needed:</b>	Pen and school equipment in pencil case
<b>Type of questions:</b>	AQA PE examination is split in two sections:  7 x multiple choice questions  A selection of short answer questions  2 x extended answer questions

Some questions require you to draw or label diagrams. You will also be required to interpret and use data to answer some questions.

<b>Revision:</b>	Class notes, homework spider diagrams, textbooks and BBC Bitesize
------------------	---

## **Paper 1 content:**

### **Applied anatomy and physiology**

- Knowledge of the bones. Correlate knowledge with location (joint). Correlate to muscles that move the bones
- Muscles of the body
- Structure and functions of the skeleton
- Structure of a synovial joint. Apply their function to practical examples, eg kick a ball
- Types of freely movable joints that allow different movements. Identification of the types of joints with reference to the following: elbow, knee and ankle – hinge joint. hip and shoulder – ball and socket. Apply this knowledge to varying sporting skills
- Understand that the following types of movement are linked to the appropriate joint type: flexion/extension at the shoulder, elbow, hip and knee. abduction/adduction at the shoulder. rotation of the shoulder. plantar flexion/dorsiflexion at the ankle
- How the major muscles and muscle groups of the body work antagonistically on the major joints of the skeleton to affect movement in physical activity at the major movable joints.
- Pathway of air/gaseous exchange at the alveoli
- Blood vessels - structure of arteries, capillaries and veins

- Structure of the heart/cardiac cycle and the pathway of blood
- Cardiac output and stroke volume
- Mechanics of breathing - the interaction of the intercostal muscles, ribs and diaphragm in breathing
- Interpretation of a spirometry trace
- Understand the terms aerobic and anaerobic exercise and be able to give practical examples of differing intensities
- EPOC - excess post exercise oxygen consumption
- The recovery process from vigorous exercise
- The immediate, short and long term effects of exercise

## Physical Training

- Health and fitness - definitions and the relationship between the two
- The components of fitness
- Linking sports and physical activity to the required components of fitness
- Fitness testing and the reasons and limitations of fitness testing
- Demonstrating how data is collected for fitness testing
- The principles of training (S.P.O.R.T. and overload F.I.T.T)
- The application of the principles of training
- Types of training (circuit, fartlek, interval etc)
- Safety principles when training
- High altitude training
- The three training seasons
- Warming up and cooling down



## **LV STATISTICS REVISION 2022**

**Exam Time:** 1 hour plus extra time

**Equipment needed:** Pen, pencil, ruler, compasses, protractor and scientific calculator.

**Resources to Revise:** MyMaths

Maths Genie Statistics website

Exercise books

GCSE Statistics revision books/study guides

Class textbooks (do not remove from classrooms)

**Remember the best way to revise maths is to work through questions from your exercise books or from any GCSE revision book or website.**

### **What I need to revise**

<b>Topic</b>	<b>I can do</b>	<b>I need to revise</b>
Sampling techniques		
Representing data		
Histograms		
Cumulative frequency charts		
Averages, including moving averages		
Measures of dispersion		
Skew		
Time series		
Seasonal variation		
Comparing sets of data		

## EoY Exam Procedure Pupils 2022

1. Exams held in the StS Church Hall, you will need to line up outside between MBH and Livesey buildings before the exam in alphabetical order in class groups.
2. Anyone using a laptop may be in the Senior Computer Room. Check with your tutor in the morning.
3. The seats should be filled in a snake formation, front to back on the first row, and then from the back to front on the second row etc.
4. There should be absolute silence as soon as you enter the examination room. You must not communicate or look around the room at any time, except if you want to talk to a member of staff.

**No mobile phones or watches. Calculators to be reset, clear plastic pencil case and clear water bottles only.**

5. You must be fully equipped and **take with you to every exam some revision material for a future exam** as you will often remain in the hall/classroom after the exam has finished.
6. You must ensure you have the correct exam paper and ask any questions if you are unsure.
7. Everyone must use the set time for the exam paper and any extra time allocated.
8. **Extra time should be completed in a different colour pen and write on the front how much extra time you needed and what you did during the extra time.**
9. When the exam paper has been collected in, quiet revision can be started.  
**Pupils using a laptop must save their work to the memory stick in their named folder or print it.**
10. Exams held in classrooms will follow the same procedure except you need to come to the allocated room and the teacher will tell you where to sit.
11. During study lessons in classrooms or when the exam has finished, quiet individual revision should be completed for half the lesson/time. For the second half of the lesson/time, paired revision can be completed at the discretion of the member of staff covering the session.
12. Use your revision guides to plan your revision during study time and when exams have finished during a session.

## LV EoY Exam Timetable 2022

	Session 1	Session 2	Session 3
<b>Friday 20th May</b>	<b>English Language</b> 0900- <b>11.30</b> (2hrs) (54)	<b>MFL Listening</b> <b>12.00</b> -1300 (45 mins) (22) <b>Normal Lessons/Study</b>	<b>Biology</b> 1350-1530 (1h 15m) (54)
<b>Monday 23rd May</b>	<b>Maths</b> 0900- <b>11.30</b> (2hrs) (54)	<b>Music</b> <b>11.45</b> -1300 (1hr) (3) <b>Normal Lessons</b>	<b>History</b> 1350-1500 (1hr) (23) <b>Normal Lessons/Study</b>
<b>Tuesday 24th May</b>	<b>Business &amp; Business &amp; Enterprise</b> 0900-1050 (1hr 30mins) (33) <b>Normal Lessons/Study</b>	<b>Geography</b> 1110-1255 (1hr 20mins) (18) <b>Normal Lessons</b>	<b>Chemistry</b> 1350-1530 (1h 15m) (54)
<b>Wednesday 25th May</b>	<b>Drama</b> (3) 0900- <b>11.10</b> (1hr 45mins) <b>RE (Christianity)</b> 0900-1015 (1 hr) (10) <b>Statistics</b> 0900-1015 (1 hr) (10) <b>Normal Lessons/Study</b>	<b>MFL Reading</b> <b>11.30</b> -1255 (1hr) (22) <b>Normal Lessons/Study</b>	<b>History</b> 1350-1500 (1hr) (23) <b>Normal Lessons/Study</b>
<b>Thursday 26th May</b>	<b>Computer Science</b> (8) 0900-1050 (1hr 30mins) <b>GCSE PE</b> (10) 0900-1050 (1hr 15mins) <b>Normal Lessons/Study</b>	<b>MFL Writing</b> 1110-12.55 (1hr 15mins) (22) <b>Normal Lessons/Study</b>	<b>English Literature</b> <b>13.30</b> -15.30 (1hr 30mins) (54)
<b>Friday 27th May</b>	<b>DT Timbers &amp; Textiles</b> 0900- <b>11.30</b> (2 hrs) (27) <b>Normal Lessons/Study</b>	<b>RE (Moral Issues)</b> <b>11.45</b> -1300 (1 hr) (10) <b>Normal Lessons</b>	<b>Physics</b> 1350-1530 (1h 15m) (54)

MFL Speaking exams to be arranged the week before or at suitable times during LV exam week.

- Most exams will be held in St Simon's Hall (StS) and Senior Computer Room (SCR).
- For core exams, pupils with RWG or laptops will take their exam in the SCR.
- Revision/study material for future exams should be taken with you to all exams to use when you have finished the paper in the set time.
- Any pupil who does not take a subject will complete study time either in study lessons or normal lessons.
- Up to 25% extra time may be given to eligible pupils.

# The science of revision: nine ways pupils can revise for exams more effectively

## Before you do any revision

### 1. Eat breakfast

It is estimated that around 27% of boys and 39% of girls [skip breakfast some or all of the time](#). It's not called the most important meal of the day for nothing: research and their ability to recall information. Simply having a bowl of cereal will give students the concentration and memory boost they need.

### 2. Put your phone away

This should be an obvious one, but for many it isn't. Phones can be distracting; they are [linked to fomo](#) (fear of missing out), and evidence shows that [undergraduate students who spend more time texting and using social media get lower grades](#). In another fascinating study, [researchers found that the mere sight of a phone was enough to reduce a person's ability to focus](#). The implication couldn't be clearer: out of sight really is out of mind.

## During revision sessions

### 3. Start early and spread it out

Actors don't leave their rehearsals until the day before opening night. Athletes don't only train the day before a match. To commit something to memory takes time. Spreading out your revision sessions on a particular topic (eg one-hour sessions over 10 days) is more effective than spending the same amount of time in one go (ie 10 hours in one day). This effect, known as "spacing", helps because it allows time in between revision sessions to forget and re-learn the material. This strategy has been labelled as ["one of the most robust across the entire history of experimental research on learning and memory"](#)

### 4. Test yourself

Leading researchers in the field of memory consider [testing yourself as one of the most effective ways to improve your ability to recall information](#) (pdf). Testing yourself also helps you check for any gaps in your knowledge. Practice papers provide a good starting point, as well as quizzing yourself at the end of your revision session.

### 5. Teach someone

After you have tested yourself, teach the material to someone else. This has been



found to help aid memory and recall: it is known as [“the Protégé Effect”](#). Teaching someone else requires you to learn and organise your knowledge in a clear and structured manner.

## **6. Think twice about using highlighters**

Despite being the favourite weapon of many students tackling revision, [research suggests they don't work very well](#). People learn and recall information better if they connect it to other pieces of information. Highlighters don't do this, they isolate single pieces of information. Quite often, students end up highlighting whole chunks and passages of text, which can give the appearance of having worked hard, but is of little value.

## **7. Don't listen to music**

Parents around the world rejoice: you now have a legitimate reason to insist that your child stops listening to Justin Bieber on repeat. [Students who study in a quiet environment can recall more than those who revise while listening to music](#). [Extroverts](#), and those with an exceptional ability to [control their attention](#), are not negatively affected as much: but it doesn't help. At best, for these students, it just doesn't hinder them as much as everyone else.

## **8. Get some fresh air and exercise**

You cannot work all day, every day. Nor should you. Revision has to be about quality, as well as quantity. Going outside and getting some fresh air helps people feel. Furthermore, doing a little bit of exercise helps people deal better with [stressful situations: it reduces anxiety and increases self-esteem](#).

## **9. Sleep**

Students are encouraged to work hard and revise a lot before their exams: however, there comes a time when they need to stop and go to sleep. Knowing when can be tricky. There is a link between being a [perfectionist and struggling to sleep](#). If a child is falling asleep within five minutes of their head hitting the pillow, they should probably be going to bed earlier. Other sleep tips include [having regular bedtimes](#), [not being on your mobile phone in bed](#), but if you are, [turning down the backlight on it](#).

As research into psychology continues to develop, we learn more and more about how best to help students learn. Revision time can be challenging as it often requires students to monitor their own behaviour when working independently at home. Hopefully, by teaching them about what helps improve their memory, mood and concentration, we can better equip them to meet the challenges head on.

## LV Revision Timetable 2022

<b>Week Beginning</b>	<b>Monday</b>	<b>Tuesday</b>	<b>Wednesday</b>	<b>Thursday</b>	<b>Friday</b>	<b>Saturday</b>	<b>Sunday</b>
<b>18<sup>th</sup> April</b>							
<b>25<sup>th</sup> April</b>							
<b>2<sup>nd</sup> May</b>							
<b>9<sup>th</sup> May</b>							
<b>16<sup>th</sup> May</b>					English Language MFL Listening Biology		
<b>23rd May</b>	Maths Music History	Business & Business and Enterprise Geography Chemistry	Drama, RE, Statistics MFL Reading History	Computer Science & GCSE PE MFL Writing English Literature	DT Timbers & Textiles RE Physics		

The Revision Timetable should be used to plan revision leading up to the exams.

[Revision timetable Template](#)