



MAYVILLE HIGH SCHOOL

Founded in 1897


Name:

Year: Remove

Getting organised for school exams Summer Term 2022

W/B Monday 16th May

Exams will be held in normal lessons during the week



Useful Revision websites

<https://www.senecalearning.com>

www.bbc.co.uk/revision

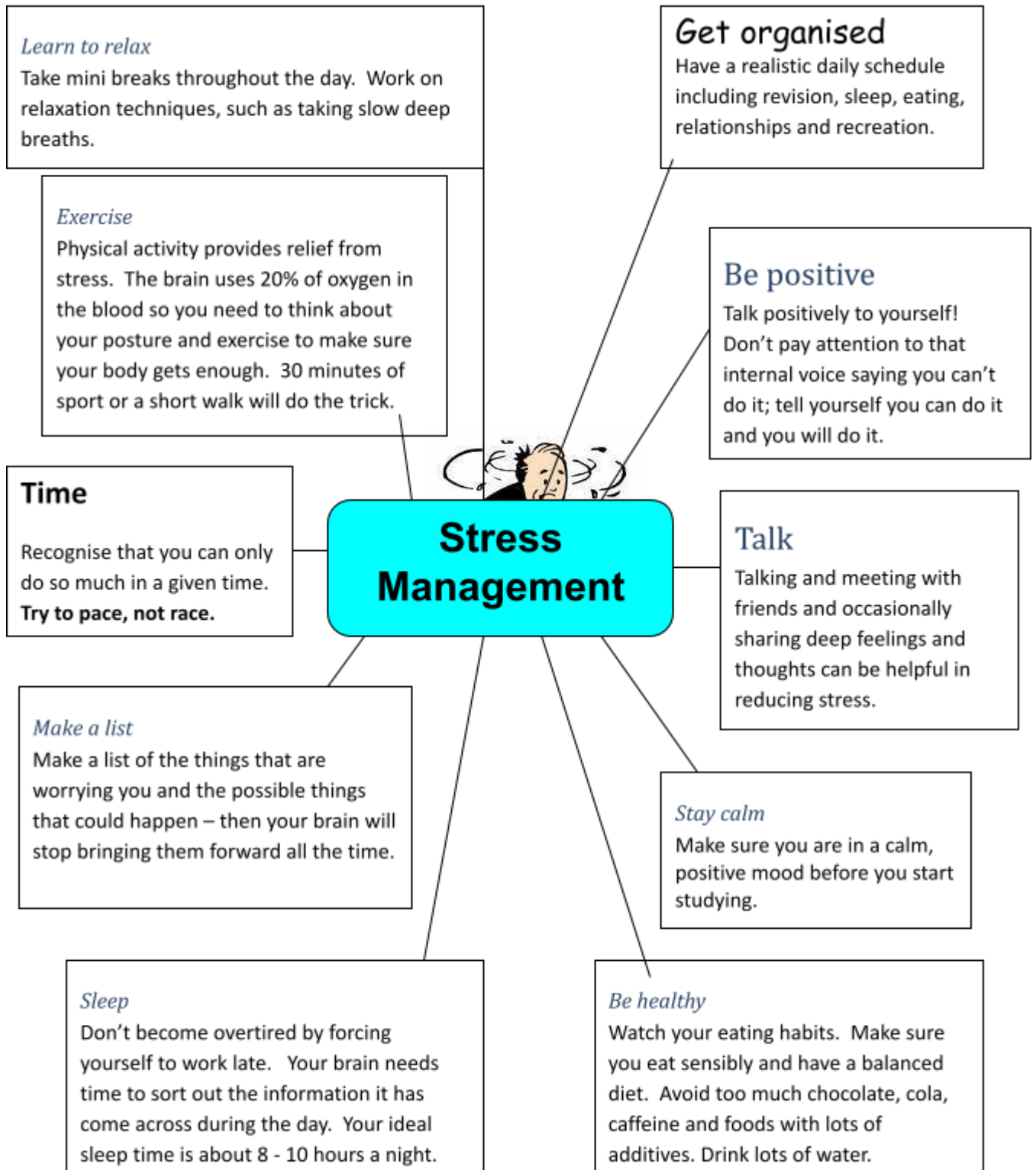
<http://www.bbc.co.uk/education>

<https://www.kerboodle.com>

<https://www.mymaths.co.uk/>



Exams



Remember you can always talk to your Form Tutor, Mrs Miles, Mr Morriss, Mrs Williams or Mrs Rickards.

Remove Revision planning sheet for English 2022



- Exam Time:** 1 hour (Split over two lessons) plus extra time
- Equipment needed:** School equipment in pencil case.
- Type of Questions:**
- READING: You will read a non-fiction text. You will then need to answer some questions about the text. This will cover comprehension, inference and retrieval skills.
- WRITING: You will be asked to write a description or story based on a picture.
- Resources to Revise:** Read any feedback your class teacher has provided you with in your exercise book. Any non-fiction you can read before the exam will help.
- Revision Tips:**
- Revision cards
 - Mind maps
 - Learn Key Words

Remove MATHEMATICS Revision 2022

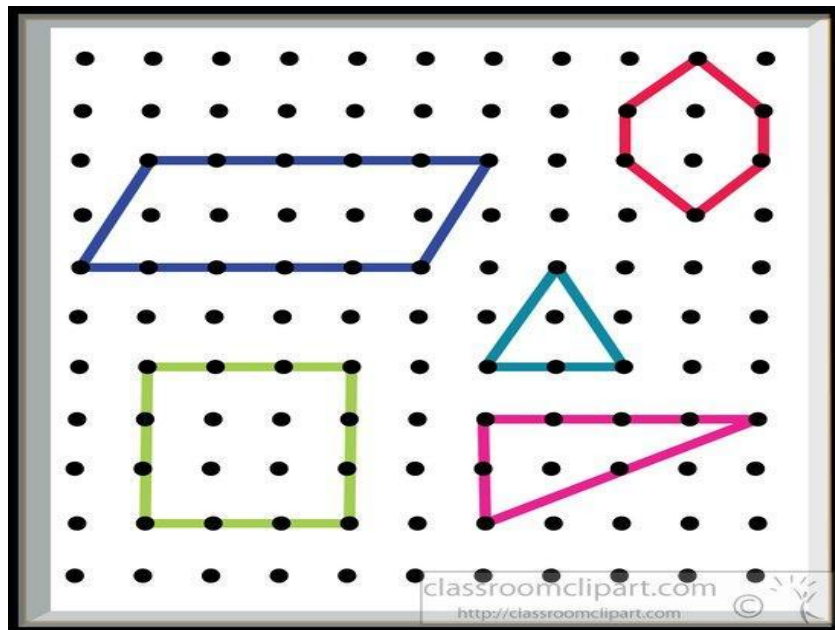


2 Papers

30 mins each (plus extra time) in 2 lessons

Equipment needed: Pen, pencil, ruler, calculator, protractor & compass.

Remember, the best way to revise maths is to work through questions from Mymaths or from your exercise books. Your teacher can show you websites to use for more questions.






What I need to revise

Remove Girls 1 and Boys 1 (Mrs Addyman, Mr Holmes and Mrs Williams)

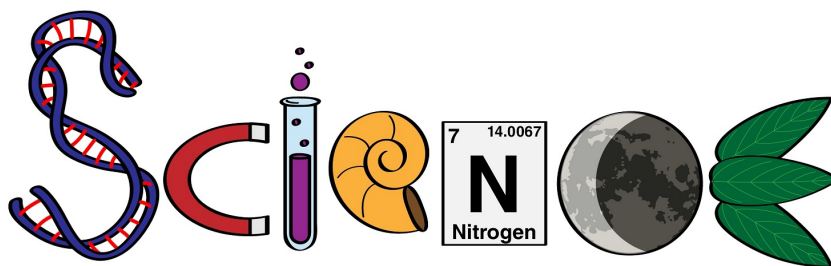
Topic	I can do	I need to revise
Analysing and displaying data <ul style="list-style-type: none">• Averages and range• Grouped data• Pie charts		
Number skills <ul style="list-style-type: none">• Factors, primes and multiples• Using negative numbers• Squares and square roots• More powers and roots		
Equations, functions and formulae <ul style="list-style-type: none">• Simplifying algebraic expressions• Expanding Brackets• Factorising expressions		
Fractions <ul style="list-style-type: none">• Adding and subtracting fractions• Fractions, decimals and percentages• Multiplying and dividing fractions• Working with mixed numbers		
Angles and shapes <ul style="list-style-type: none">• Triangles• Polygons		
Decimals <ul style="list-style-type: none">• Ordering decimals• Rounding decimals• Adding and subtracting decimals• Multiplying decimals		
Equations <ul style="list-style-type: none">• Solving one step equations• Solving two step equations• Equations with unknowns on both sides		

Remove Girls 2 and Boys 2 (Mrs Coates and Mr Sands)

Topic	I can do	I need to revise
Analysing and displaying data <ul style="list-style-type: none">• Two way table and bar charts• Averages and range		
Number skills <ul style="list-style-type: none">• Factors, primes and multiples• Squares and square roots		
Equations, functions and formulae <ul style="list-style-type: none">• Simplifying algebraic expressions• Brackets and powers• Solving one step equations		
Decimals, estimates and measures <ul style="list-style-type: none">• Ordering decimals• Rounding decimals• Adding and subtracting decimals• Multiplying decimals• Estimating Measurements		
Angles and Lines <ul style="list-style-type: none">• Right angles• Measuring angles• Drawing and estimating angles		
Graphs <ul style="list-style-type: none">• Real life graphs• Coordinates		



Remove Science Revision 2022



Exam Time: 2 x 30 minutes plus extra time

Equipment needed: School equipment in pencil case
plus a calculator.

Type of Questions: A mixture of multiple choice, written answer, calculations, data analysis and explain/describe using extended writing.

Resources to Revise: **Kerboodle**


Also **class notes**

- The Activate! 1 textbook has exam style questions (called “End of Big Idea Questions”) at the end of each chapter. Ask your Science teacher for a copy of the answers if you decide to work through these.
- Pages 2-11 of the Activate! 1 textbook gives tips and information on how to answer certain types of question e.g. analysing data, justifying opinions etc, which will help you with your exam technique.

Revision Tips:



- Revision cards
- Summary bullet points
- Mind maps
- Labelling diagrams
- Learn Key



Remove Science Revision Topics

Topics to revise	Activate! 1 Book Pages	1st	2nd	3rd
Chapter 1: Forces (Physics)	12-25			
Chapter 5: Matter (Chemistry)	76-107			
Chapter 8: Organisms (Biology)	158-179			

Important Keywords	Definition:
Contact force	
Non-contact force	
Resultant force	
Speed	
Acceleration	
Weight	
Mass	
Gravitational force	
Particle model	
States of matter	
Density	
Changes of State	
Diffusion	
Solvent	
Solute	
Solution	
Cell	
Cell organelles	
Specialised cells	
Tissue	
Organ system	



Remove Geography Revision 2022

Length of exam: 35 minutes + extra time

Equipment needed: Pencil case, pen, ruler, pencil, a rubber and a calculator.

Type of questions: Defining keywords, multiple choice, short answers and one extended answer question.

Revision:

Use the Google Classroom revision section to help you revise. Here you will find key word glossaries, knowledge organisers and useful weblinks such as [BBC Bitesize](#) and [Map Zone](#).

Revision tips:

- Learn the meanings of **keywords**.
- Go over the **key themes**.
- Learn **examples** to back up your ideas.
- You may like to **make mind maps** and **flash cards** to help you to learn the information.

Revision checklist

Go through each topic and RAG your understanding of each part.

Topics	Red (not confident)	Amber (a bit unsure)	Green (I get this)
Unit 1: Fantastic Places - Geographical skills			
Locate and name the 7 continents and 5 oceans.			
OS map symbols.			
Grid references - 4 figures.			
Grid references - 6 figures.			
Using direction - North, East, South, West.			
Scale on maps - measuring distance (straight line).			
How height is shown on maps - contours, spot heights and gradients.			
Interpreting physical and human features on an OS map.			
Unit 2: The People of the UK			
How the UK's ethnic mix has changed over time.			
Measuring the UK's population - census data and population pyramids.			
An ageing UK population - what are the advantages and disadvantages.			

Reasons people move to the UK.			
Internal migration in the UK.			
Urban land use in Leicester.			
Settlement types e.g. hamlet, village, town, commuter town and city.			
Unit 3: Weather and Climate			
Definitions for weather and climate.			
How to record the weather.			
How the weather affects people.			
What is an air mass and how do they affect the UK.			
The effects of the prevailing wind and the North Atlantic ocean current.			
The formation of rain and types of rainfall e.g relief rainfall.			

Remove History Revision 2022

- Length of exam:** 45 minutes (Extra time included)
- Equipment needed:** Pencil case, pen and ruler.
- Type of questions:** Multiple choice and structured essay style questions.
- Revision:** Class exercise book and internet resources.
- Revision tips:** Learn the meanings of **keywords** e.g. Concentric
Learn the **key ideas** e.g. who had the best claim to the throne
Learn **examples** to back up your ideas.

KEY WORDS:

Here are some key words that you need to know:

Key word	Meaning
Norman	
Heir	
Invasion	
Shield-war	
Conqueror	
Motte and Bailey	
Concentric	
Claimant	

What I need to revise:

Topics :	Tick	Tick	Tick
1066 and the Battle of Hastings:			
Claims to the throne of England – 1066			
Battle of Hastings			
Medieval Castles:			
Motte and Bailey			
Stone Keep			



Remove RE REVISION 2022

Length of exam: 45 minutes (Extra time included)

Equipment needed: Pencil case, pen, ruler, pencil, and colours.

Type of questions: One word answers, true and false, matchup tasks, underline the correct answers, reflective and creative tasks and some longer written responses to give explanations for religious beliefs and practices.

Revision Materials: Class exercise book/ Google classroom tasks . Access Materials such as the film clips in Google classroom.

Revision tips: Learn the meanings of the **key words** e.g. symbolism , worship etc.

Learn the **key details** in one Bible story studied e.g. one of the miracle stories from the New Testament.

Be able to give explanations for the details you are using.

Check you have full notes in your exercise book and in your chrome classroom record.

Use a variety of ways to revise e.g. reading, writing quick answers as bullets, mind-maps, cue cards etc.

The tick sheets here should help you revisit each topic at least **three** times.

First time tick to show you don't feel confident with the topic.

Complete an assortment of revision tasks

Return to tick when you are more sure.

Final column to be ticked when you feel confident

KEY WORDS:

Here are some of the keywords that you need to know: Fill in your definition and/or put them onto cue cards.

Key word	Definition/Description/Meaning
symbolism	
worship	
belief	
miracle	
Bible	
parable	
Old Testament	
New Testament	
The 5 k's	

Kara	
kachera	
kesh	
Kangha	
Kirpan	
Ichthus/fish	
Holy Spirit/dove	

RE - What I need to revise

Topics :	Red Tick	Amber Tick	Green tick
Unit 1: What is a symbol?			
Christian symbols: the fish, the dove, the Chi Rho, the cross, bread and wine			
Sikh symbols : the 5 K's [see keywords above]Can I explain why they are important for Sikhs?			
Symbols of world religions. Can I match up the religion to their symbol?			
Symbols in stories:Can I describe a miracle story from the Bible			
Can I give reasons why symbols are used by religious believers? Can I list 5 ideas?			
Unit 2: Christian worship. Can I describe and explain why the following are important to Christian believers?			
Advent, Baptism, miracle stories, the Cross, Bread and wine [also known as Eucharist/ the Last Supper/Communion]			
Do I know the important details about the life of Jesus e.g. the Christmas and the Easter stories?			
Unit 3: What is in the Bible?			
Can I describe how it is organised?			
The main parts			
The main types of books in each part.			
SPG Spelling , punctuation and Grammar			
Have I learnt to spell useful words like belief, worship etc?			
Do I know where to use a capital for a proper noun e.g. God, Jesus etc?			

Remove French Revision 2022



Exam Time: 2 x 20 minutes (+ extra time included)

Equipment needed: School equipment in pencil case.

Type of Questions: **READING:** Reading comprehension questions.

WRITING: You will have to produce an extended writing from memory. You will need to write in full sentences on the topics covered this year.

Resources to Revise: Vocabulary folder, exercise book

www.linguascope.com

Revision Tips: Make revision cards

Learn Key Words and set phrases

Remove Revision topics

I know this very well 😊 I'm not sure about this 😐 I don't know this ☹️

Topic	I understand it when I read it	I understand it when I hear it	I can write it	I can say it to somebody
Describe yourself (hair, eyes, age, personality)				
Describe when your birthday is				
Describe what your favourite colour is				
Understand when someone describes themselves				
Understand and write about pets				
Use a negative (ex: Je n'ai pas de: I don't have any...)				
Use the connective 'qui' (who)				
Use the conjunctions 'mais' (but), 'cependant' (however) and a variety of opinions.				
Use I would like 'je voudrais' (when writing about pets for example)				
Understand and write about opinions on school subjects.				
Use intensifiers (quite/very/really...)				
Understand and write about what you eat at school and express opinions.				

Remove Spanish Revision 2022



¡Hola!

Exam Time: 2x 20 minutes (Extra time included)

Equipment needed: School equipment in pencil case.

Type of Questions: **LISTENING and READING:** Short listening and reading comprehension questions.

Resources to Revise: Class notes, vocabulary and worksheets given in class

www.linguascope.com

<https://pearsonactivelearn.com>

Revision Tips: Revision cards

Learn Key Words and set phrases



Remove Spanish Revision Topics

Fill in the checklist according to how confident you feel.

I know this very well 😊

I'm not sure about this 😐

I don't know this ☹️

Topic	I understand it when I read it	I understand it when I hear it	I can write it	I can say it to somebody
Greet someone				
Introduce yourself				
Known numbers to 100				
Understand and give dates				
Say your age				
Say when your birthday is				
Describe your personality				
Tell and understand colours				
Talk about brothers and sisters				
Know the names of animals				
Describe your pet				
Give extra information like your passion or favourite colour				
Give information about someone else				

buena suerte

Computing/IT Exam Revision 2022

(This will be completed during normal ICT lesson time)

Exam Time: 45 minutes (Extra time included)

Equipment needed: None

Type of Questions: A mixture of multiple choice, short answer, and explain/describe using extended writing.

Resources to Revise: Revision resources have been placed on the Google Classroom prior to exam.


Pupils are encouraged to visit the relevant pages offered as links, work through the 'Revise' section, and then attempt the quizzes.

Pupils should learn keywords and their meanings.

Revision Tips:

- Make revision cards
- Summary bullet points
- Mind maps
- Learn Key Words

Pupils are welcome to use the Computer Room at lunch and break times to revise their knowledge of using the software.



What I need to revise:

Topics	Red (not confident)	Amber (a bit unsure)	Green (I get this)
Unit 1: Using the network and keeping safe online			
Hardware and devices that make up a computer system			
Digital Footprint			
Passwords (good practice)			
Social networking pros and cons, risks			
Viruses			
Unit 2: Spreadsheets			
Formatting			
Basic Formulas			
Functions (SUM/AVERAGE/MIN/MAX)			
Charts			
Annotating a spreadsheet			
Unit 3: Python			
print, input, if, elif, else,or			
loops, while/for			
chatbot questions			
() "" : + = ==			

Top Ten Revision Tips


Make a revision timetable. Use your exam timetable to enter the days and times of all your exams. Fill in any days you can't revise and then plan your revision.

1. Short bursts of revision (30-40 minutes) are most effective. Your concentration lapses after about an hour and you need to take a short break (5-10 minutes).
2. Find a quiet place to revise - your bedroom, school, the library - and refuse to be interrupted or distracted.
3. Make sure you don't just revise the subjects and topics you like. Work on your weaker ones as well.
4. Make your own revision notes because you will remember what you have written down more easily. Stick key notes to cupboards or doors so you see them every day.
5. Rewrite the key points of your revision notes; read them out loud to yourself. We remember more than twice as much of what we say aloud than of what we merely read.
6. Use different techniques. Make your own learning maps, use post-it notes to write keywords on and create flash cards. Record your notes and listen to them back. Ask friends and family to test you. Use highlighter pens to mark important points. Chant or make up a rap song.
7. Use useful subject revision websites to revise work and complete questions, quizzes etc.
8. You will need help at some stage; ask parents, older brothers and sisters, teachers or friends. If there are teachers with whom you get on well at school ask for their e-mail address so you can clarify points you are unsure of. Use websites specifically designed for revision.
9. **Don't get stressed out!** Eat properly and get lots of sleep!
10. **Believe in yourself and be positive.** If you think you can succeed you will; if you convince yourself that you will fail, that's what will probably happen.



EoY Exam Procedure Pupils 2022

1. There should be absolute silence as you enter your classroom and sit where your teacher directs you.
2. You must be fully equipped and **take with you to every lesson some revision material for a future exam.**
3. **If you normally use a laptop for writing you must bring it to all of your lessons during exam week.**
4. **Pupils who need a reader or use Read Write, will have their exam sent via Google classroom. Remember to bring headphones.**
5. **Pupils who need coloured overlays or glasses please make sure you have them with you.**
6. **You should either print your work or send it to your teacher if using a laptop. Make sure it has your name on it.**
7. **If you need anything read to you, put your hand up and ask the teacher to read.**
8. You must ensure you have the correct exam paper and ask any questions if you are unsure.
9. Everyone must use the set time for the exam paper and any extra time allocated.
10. **Extra time should be completed in a different colour pen and write on the front how much extra time you needed and what you did during the extra time.**
11. When the exam paper has been collected in, quiet revision can be started if allowed.
12. Use your revision guides to plan your revision leading up to the exams.



Remove Revision Timetable

Week Beginning	Monday	Tuesday	Wednesday	Thursday	Friday	Saturday	Sunday
18 th April							
25 th April		Back in school					
2 nd May							
9 th May							
16 th May	Exam Week	Exam Week	Exam Week	Exam Week	Exam Week		

The exams will be completed during normal lessons in exam week.

The Revision Timetable should be used to plan revision leading up to the exams.

[Revision timetable Template](#)